

CONSTRUCTION
MARKET REVIEW
2019





I am delighted to present the Construction Information Services (CIS) 2019 Construction Activity Analysis Report, which provides a comparative analysis of construction activity across all sectors and by region at Planning Granted and projects which have commenced construction with the equivalent periods in 2018 and 2017.

The CIS Construction Activity Analysis is fully researched and verified by our dedicated research team and provides an overview of the level of on-the-ground activity and projects approved to proceed in the short term. The report provides a sector by sector breakdown, providing more in-depth analysis in terms of regions, values, volumes, floor areas and top 5 projects by value.

As our research reveals, over all in 2019 in excess of €7.86 billion of construction projects commenced construction which is a 15% decline on 2018 when the equivalent value was €9.2 billion. There was also a 4% decline in the overall volume of projects commencing in the same period. More encouragingly, projects approved to proceed show a 17% increase on 2018, which in value terms represents in excess of €13 billion, however the volume of projects is down 5% on 2018.

The Irish construction sector continues on its growth trajectory since 2013, with strong performance in sectors such as residential, medical, education and commercial. The government's commitment in Budget 2020 to increasing public capital investment by 22% will boost sectors such as Civil with investment in airports, water, roads and utilities and also in Residential where investment will look to deliver 11,000 new social homes in 2020 and a further 12,000 units in 2021 which will ensure this momentum continues.

However, impacts resulting from the final Brexit agreement, changes in governments both here and in the UK and the latest cause for concern, the Coronavirus, will have to be assessed in terms of their effect on the Irish construction industry.

I trust you will find our analysis informative and if you require further in-depth analysis based on this report or indeed on any sector or region, please contact our CIS Insights team, who will be happy to assist you with your query.

Kind Regards,

Tom Moloney
Managing Director



QUARTERLY REPORT
PIPELINE



TOTAL CONSTRUCTION PLANS GRANTED Q1 2017 / Q4 2019

Analysis

€13 billion in projects in all sectors granted planning in 2019, a 17% increase on 2018 levels.

Dublin is the largest region by value with a 46% market share, followed by Leinster excluding Dublin with a 22% share. (Fig 1).

Almost €4 billion worth of projects were granted planning in the last quarter of 2019 alone, up 78% on the same period last year. (Fig 2).

Over 5300 construction projects (excluding Self Build). (Fig 4), were granted planning in the year, down 5% on the same period last year. The volume of projects granted in Q4 2019 was static with 1242 projects approved.

The largest project granted planning in the year was the €500m Greater Dublin Drainage Treatment plant, (Fig 3) in Clonshaugh, Co. Dublin, with the N5 upgrade works the second biggest while large scale housing developments make up the rest of the top 5.



€13.05BN

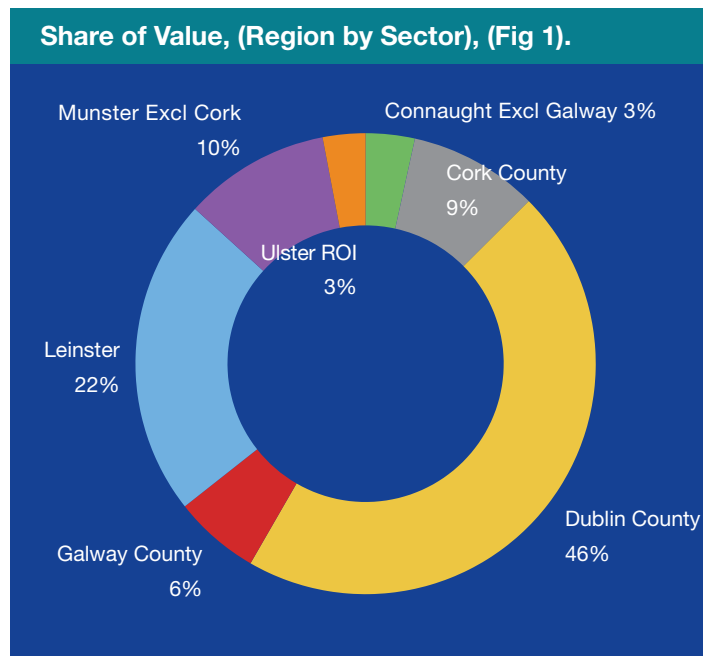
Total Project Value

5,324

Total Projects

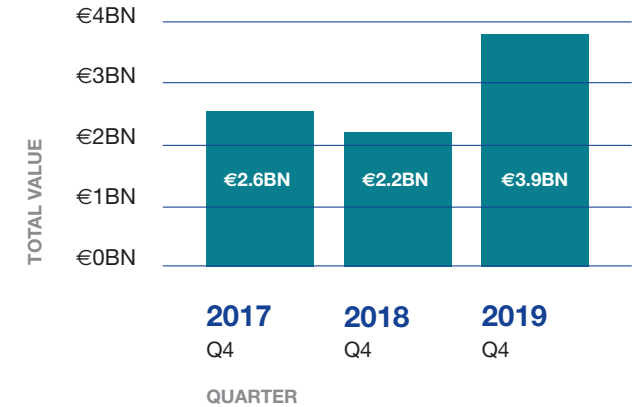
8.17M

Total Floor Area

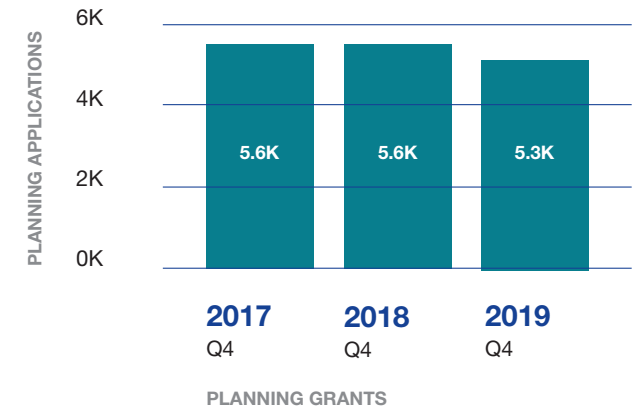


Top 5 =	Projects by Value, (Fig 3).	
CIS ID	Project	County
707719	€500M - Greater Dublin Drainage Treatment Plant	Co. Dublin
1028083	€200M - N5 Ballaghaderreen to Scramoge Road Development	Co. Roscommon
1065030	€150M - Apartment Development	Co. Dublin
1064752	€135M - Residential Development	Co. Dublin
973806	€130M - Residential / Commercial Development	Co. Galway
980556	€130m - Housing Development	Co. Dublin

Pipeline Values Q4, 2017 / 2019, (Fig 2).



Planning Grants Volumes, (Fig 4).



INDUSTRIAL PLANS GRANTED Q1 2017 / Q4 2019

Analysis

In the industrial sector €1.2 billion worth of projects were granted planning in 2019, a 5% decline on 2018 values.

The largest region by value (Fig 1) is Dublin with almost 35% of the market, followed closely by Leinster excl Dublin with 27%. The smallest region is Connacht excl Galway which has a 1% market share.

The Q4 trend (Fig 2) is showing a 12% drop in value when compared with Q4 2018 down to €240m from €274m.

Almost 500 projects were granted planning in the year up from 485 in 2018. This represents a 3% increase on the corresponding period.

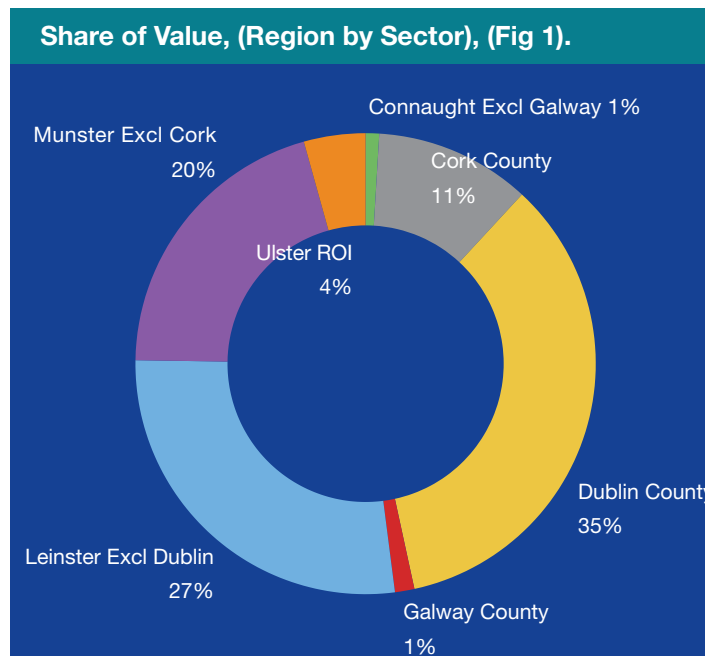
The largest project by value is the Data Centre in Ballycoolin, Co Dublin which was granted planning on the 29th July and a final grant date was the 4th September.



€1.20BN
Total Project Value

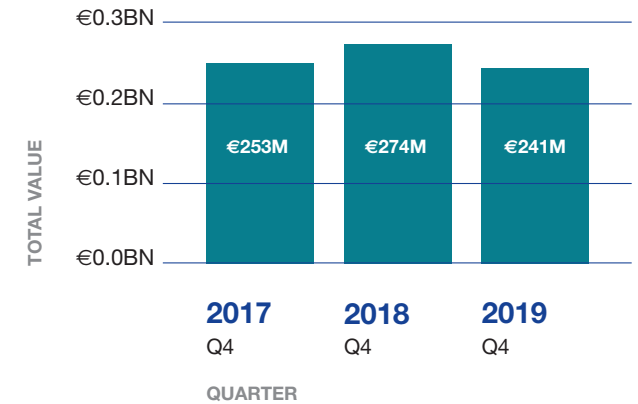
497
Total Projects

1.09M
Total Floor Area

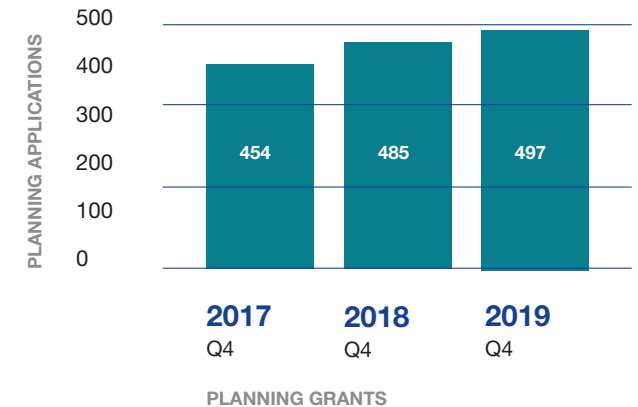


Top 5 =	Projects by Value, (Fig 3).	County
CIS ID	Project	County
1050764	€112m - 2 Data Storage Units	Co. Dublin
1006533	€46m - Data Facility	Co. Wicklow
1038622	€57m - Maturation Warehouse Facility Extension	Co. Cork
1050747	€82m - 2 Data Halls	Co. Dublin
1019112	€83m - Laboratory Building	Co. Limerick

Pipeline Values Q4, 2017 / 2019, (Fig 2).



Planning Grants Volumes, (Fig 4).



COMMERCIAL PLANS GRANTED Q1 2017 / Q4 2019

Analysis

The value of Commercial projects granted planning in 2019 is down 24% on the 2018 levels, down to almost €1.2billion from over €1.5billion in 2018.

Unsurprisingly, Dublin (Fig 1) is the largest region by value with a 51% market share with Galway the next largest region with a 14% share of the market.

There has been a significant 56% decline in value, down to €200 million, (Fig 2) in the fourth quarter of 2019. Interestingly, the volume of projects granted permission has risen to 184 from 166 in Q4 2018.

There were 819 projects (Fig 4) granted planning in the sector in 2019, down 10% on 2018 levels.

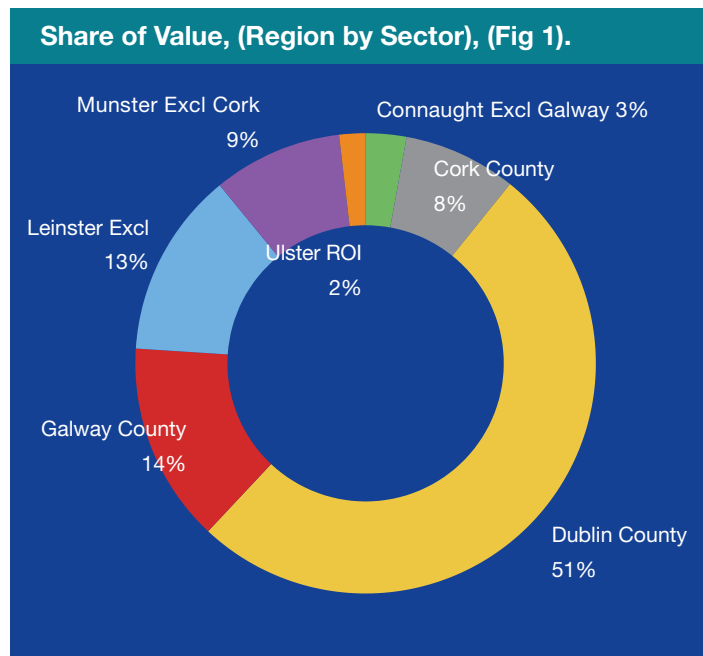
The largest development granted permission was the Quadrant 3 development (Fig 3) in Carrickmines which was granted in April 2019 and upheld by An Bord Pleanala in September 2019.



€1.17BN
Total Project Value

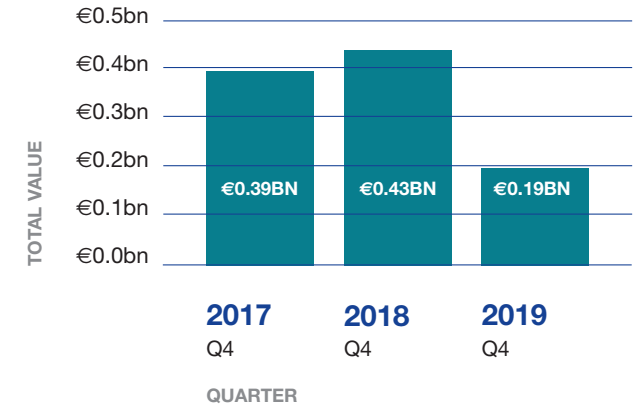
819
Total Projects

857.42K
Total Floor Area

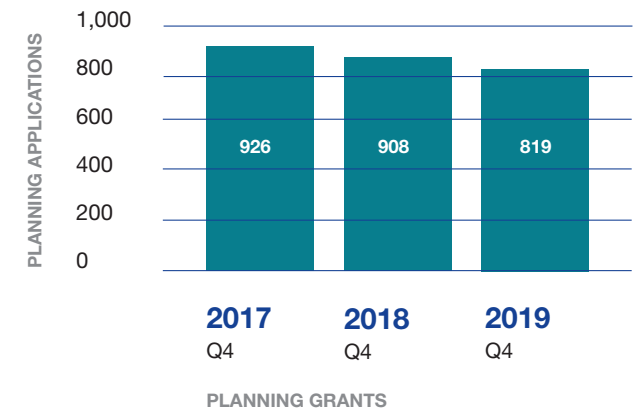


Top 5 =	Projects by Value, (Fig 3).	County
CIS ID	Project	County
983197	€96m - Neighbourhood Centre Development	Co. Dublin
1020403	€85m - Office/Retail/Leisure Development	Co. Dublin
1019170	€78m - Mixed Use Development	Co. Galway
1025713	€58m - Office Development	Co. Dublin
1016585	€50m - Office Development	Co. Galway

Pipeline Values Q4, 2017 / 2019, (Fig 2).



Planning Grants Volumes, (Fig 4).



RESIDENTIAL PLANS GRANTED Q1 2017 / Q4 2019

Analysis

The dominance of the residential sector in the Construction Industry is clearly identifiable in this analysis as over €6.7 billion worth of projects have been granted planning in 2019. An increase of 58% on 2018 levels.

Dublin (Fig 1) is the largest region with almost 50% market share by value with Leinster adding a further 27%. The smallest region was Connacht excluding Galway which had only 1% of the market by value.

Q4 2019 (Fig 2), a 150% increase on the same period last year as more and more Strategic Housing Applications are lodged.

Over 1,100 planning applications were granted in the year, a 7% increase in volume terms as the size of the projects continues to grow to 33 units per application, up from 26 last year.

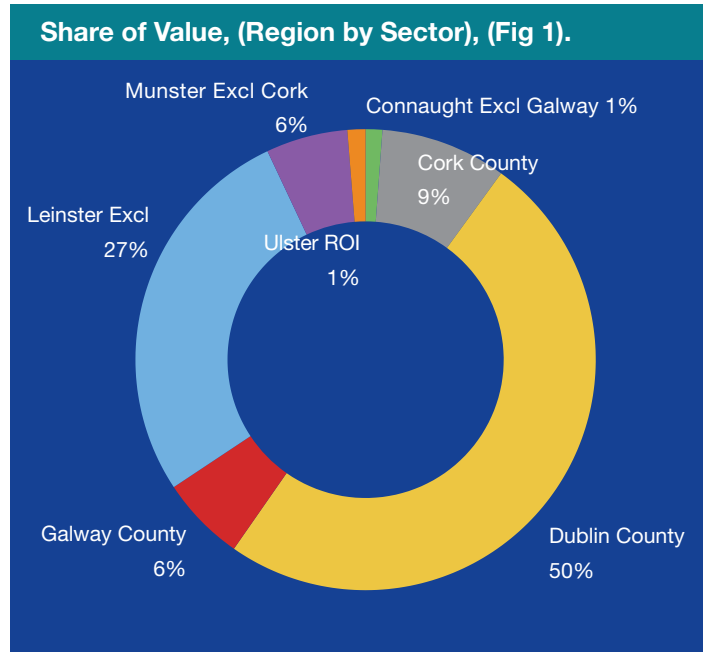
The largest development granted planning was the 1,030 unit Apartment development granted planning by An Bord Pleanála in Clongriffin, Dublin 13 for Gannon Homes. Over 37,000 units have been granted planning in the year, up 10,000 on 2018 levels.



€6.72BN
Total Project Value

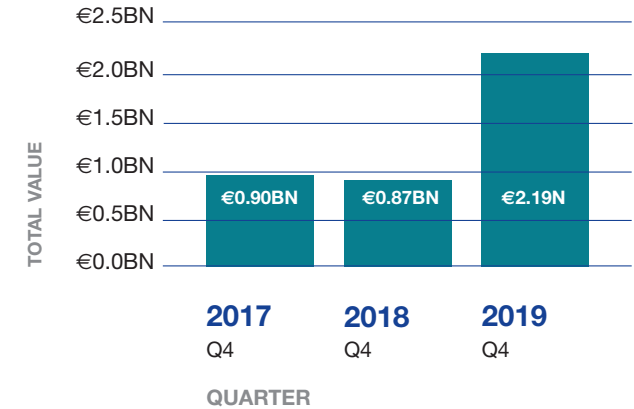
1,105
Total Projects

37K
Residential Units

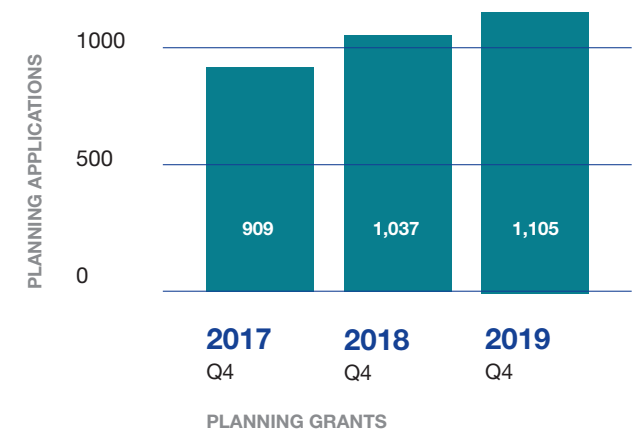


Top 5 =	Projects by Value, (Fig 3).	County
CIS ID	Project	
1065030	€150m - Apartment Development	Co. Dublin
1064752	€135m - Residential Development	Co. Dublin
973806	€130m - Residential/Commercial Development	Co. Galway
980556	€130m - Housing Development	Co. Dublin
1028064	€125m - Residential Development	Co. Meath

Pipeline Values Q4, 2017 / 2019, (Fig 2).



Planning Grants Volumes, (Fig 4).



EDUCATION PLANS GRANTED Q1 2017 / Q4 2019

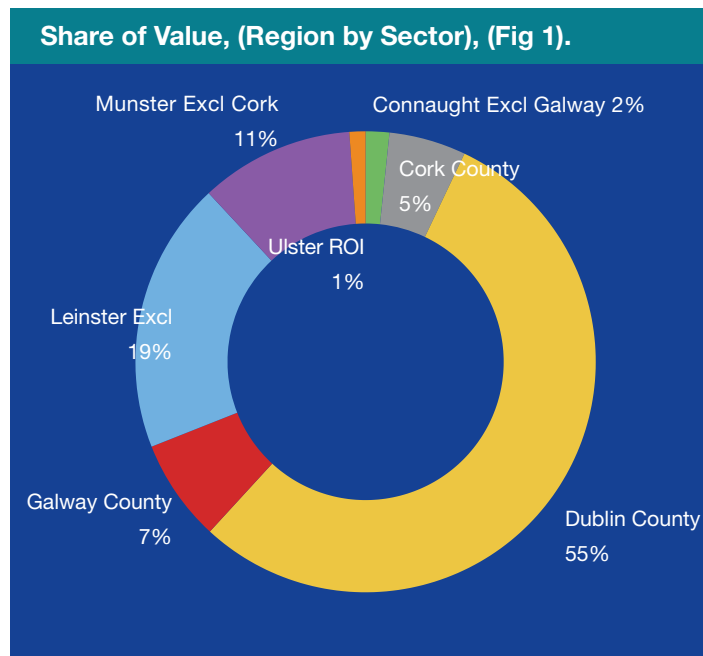
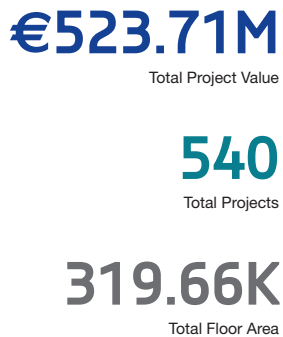
Analysis

Over €520 million worth of Education projects have been granted planning in 2019, a 75% improvement on 2018 values.

Dublin was the largest region by value with a 54% market share, (Fig 1) with Ulster ROI and Connacht excluding Galway making up only 3% of the market.

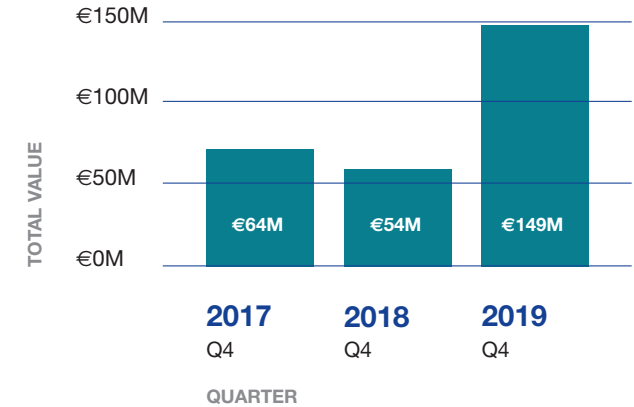
There was almost €150 million worth of projects granted planning in Q4 2019 (Fig 2), a 175% increase on the same period last year.

In an improvement on 2018 levels, 540 projects (Fig 4) were granted planning in 2019, a 12% increase on 2018 levels. The largest project granted planning is the Grangegorman West Quad which was approved in September 2019. (Fig 3).

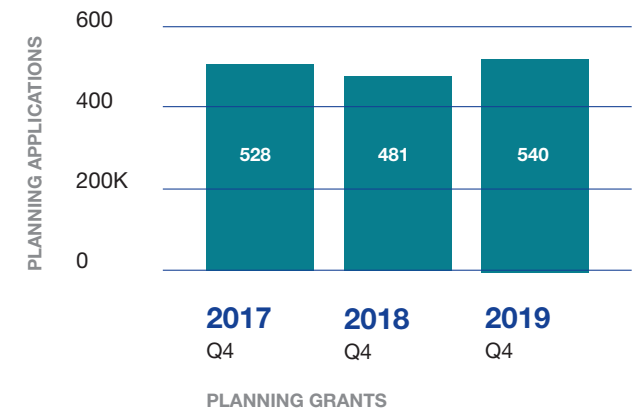


Top 5 =	Projects by Value, (Fig 3).	
CIS ID	Project	County
1059006	€60m - Educational Facility	Co. Dublin
1034574	€50m - Academic Hub & Library	Co. Dublin
1074007	€25m - University Extension	Co. Galway
1002991	€25m - Academic Building	Co. Kildare
1066254	€24m - Third Level Educational Building	Co. Waterford

Pipeline Values Q4, 2017 / 2019, (Fig 2).



Planning Grants Volumes, (Fig 4).



MEDICAL PLANS GRANTED Q1 2017 / Q4 2019

Analysis

Almost €585 million worth of projects were approved in the Medical / Care Residential sector in 2019, a 30% increase on 2018 levels.

The largest region in the sector was Leinster with a 25% market share (Fig 1). There is a reasonable spend throughout the country as can be seen in the chart.

The value of projects granted planning in Q4 2019 was almost €180 million (Fig 2), This is a 36% increase on the same period last year.

The volume of projects granted has also grown as 224 projects were granted planning in 2019, a 12% increase on 2018 levels.

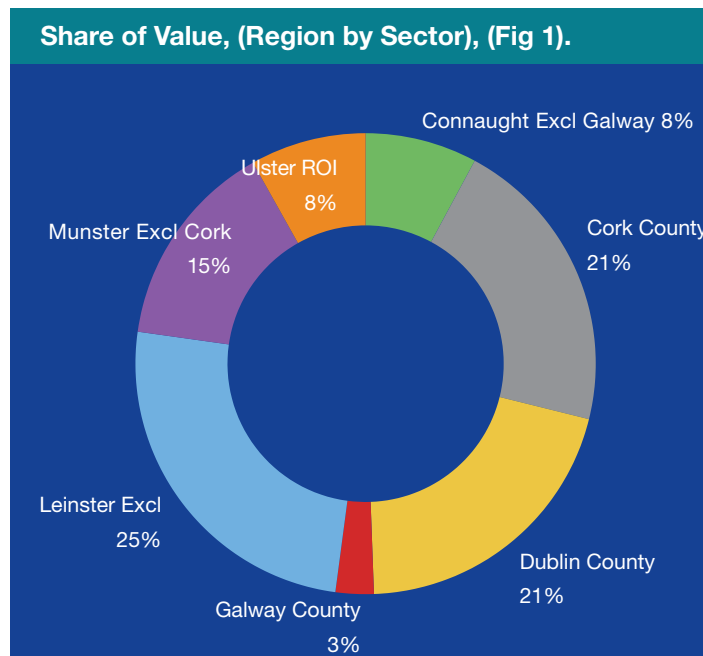
The largest project granted planning last year was the €40 million Slaney Clinic Private Hospital.



€584.87M
Total Project Value

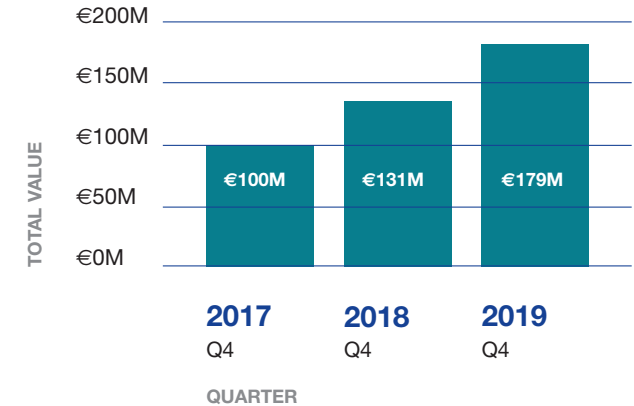
224
Total Projects

252.50K
Total Floor Area

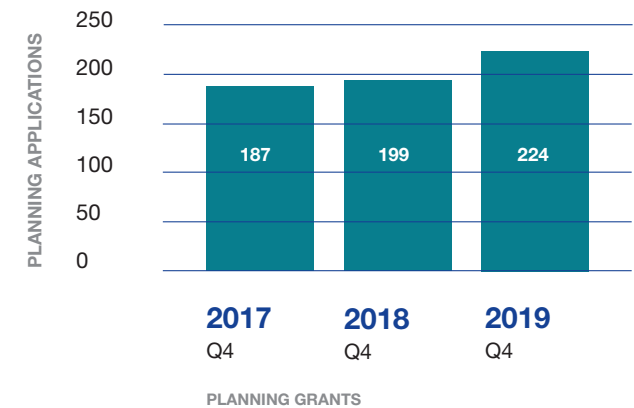


Top 5 =	Projects by Value, (Fig 3).	County
CIS ID	Project	County
1075796	€40m - Hospital Development	Co. Wexford
1021932	€35m - Nursing Home/Housing Development	Co. Cork
1051367	€32m - Dental Teaching Hospital	Co. Cork
1010081	€21m - Nursing Home Development	Co. Dublin
1015698	€21.4m - Nursing Home Development	Co. Wicklow

Pipeline Values Q4, 2017 / 2019, (Fig 2).



Planning Grants Volumes, (Fig 4).



CIVIL AND UTILITIES PLANS GRANTED Q1 2017 / Q4 2019

Analysis

The total value of projects granted was over €1.2 billion up from €1.14 billion in 2018. This is an 8% increase year on year.

Dublin is the largest region by volume with a 42% share of the market (Fig 1) with the bulk of this coming from one project, while Ulster ROI is the smallest region by value.

There was a 510% increase in the value of projects granted planning in Q4 2019 (Fig 2). Due to the scale of the projects in the sector, it can be difficult to determine trends in value terms.

The volume of projects granted planning has fallen 13% in 2019 to 188 projects (Fig 4) as can be seen by the graph this trend has continued from 2017, where almost 250 projects were granted planning.

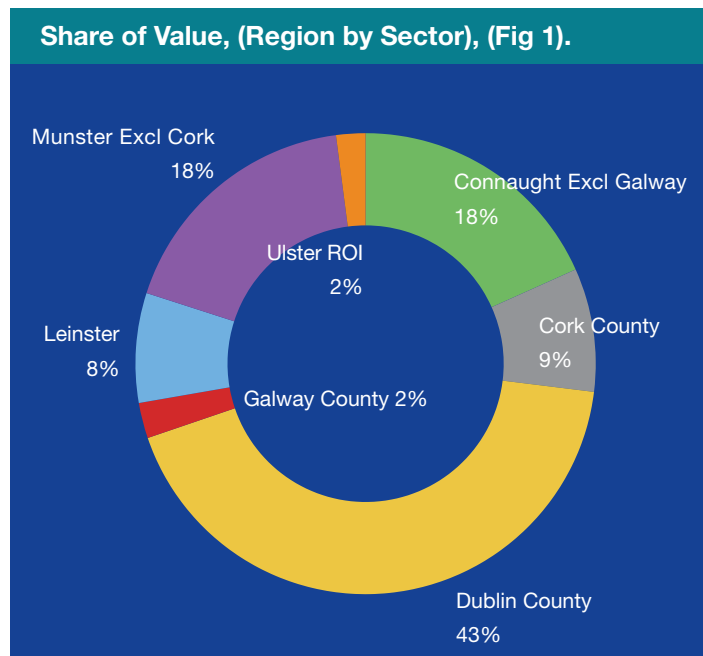
The largest project in the sector granted planning was the Greater Dublin Drainage Treatment Plant in Clonshaugh, which we have valued at €500 million which dwarfs all other schemes in the sector.



€1.23BN
Total Project Value

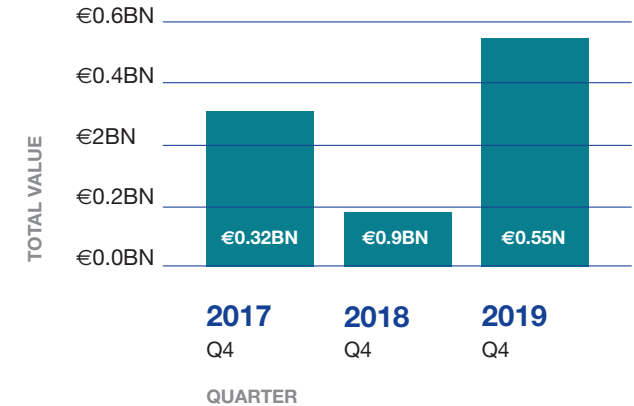
188
Total Projects

196.80K
Total Floor Area

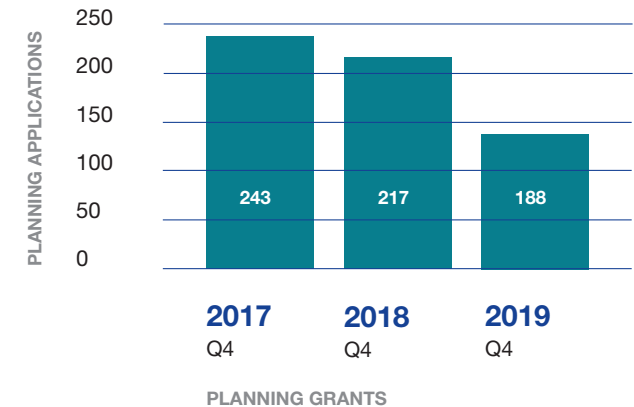


Top 5 =	Projects by Value, (Fig 3).	County
CIS ID	Project	County
1059141	€104m - Transport Hub & Urban Regeneration Project	Co. Waterford
1038065	€30m - Solar Farm	Co. Waterford
1028083	€200m - N5 Ballaghaderreen to Scramoge Road Development	Co. Roscommon
979805	€23.5m - Solar Farm	Co. Kildare
707719	€500m - Greater Dublin Drainage Treatment Plant	Co. Dublin

Pipeline Values Q4, 2017 / 2019, (Fig 2).



Planning Grants Volumes, (Fig 4).



COMMUNITY AND SPORT PLANS GRANTED Q1 2017 / Q4 2019

Analysis

Over €410 million worth of projects were granted planning in 2019 in the Community and Sport sector, up from €349 million in 2018.

Once again Dublin has the largest share of the sector with over 43% by value (Fig 1) with Leinster and Galway County with 15%. The smallest region is Connacht excluding Galway with under 4% of the market.

Almost €70 million worth of projects were granted planning in Q4 2019 (Fig 2), an 8% increase on the same period last year.

The volume of projects granted permission has fallen 8% in 2019 from just over 500 projects to 463. This downward trend has continued since 2017.

The largest project granted planning was the Parnell Square Cultural Quarter which was granted planning in May 2019, but which we now understand has been held up due to funding issues.



€411.93M

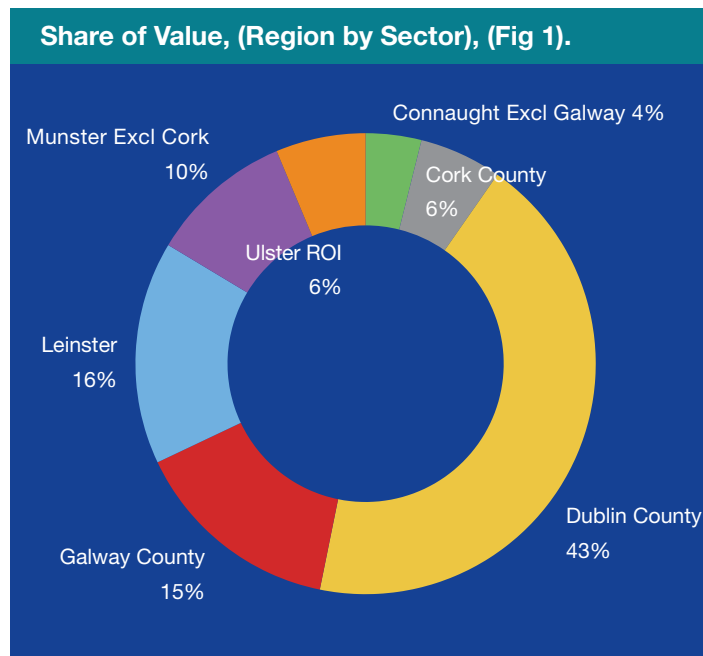
Total Project Value

463

Total Projects

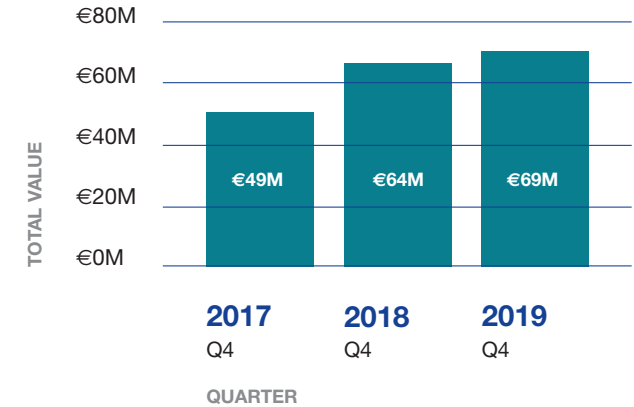
243.03K

Total Floor Area

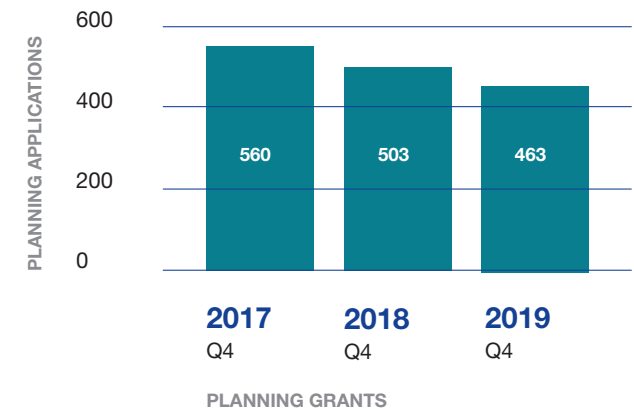


Top 5 =	Projects by Value, (Fig 3).	
CIS ID	Project	County
736733	€110m - Parnell Square Cultural Quarter	Co. Dublin
1051942	€14m - Extension to Racecourse	Co. Galway
1063398	€22m - Sports Recreational Facility	Co. Dublin
1023529	€30m - Rugby Stadium	Co. Galway
1026753	€8.3m - Public Park	Co. Dublin

Pipeline Comparison Q4, 2017 / 2019, (Fig 2).



Planning Applications Granted, (Fig 4).



HOSPITALITY PLANS GRANTED Q1 2017 / Q4 2019

Analysis

€710 million worth of developments (incl Student Accommodation) in 283 projects have been granted planning in 2019. This represents a decline of 36% on the 2018 values.

The largest region by value in the sector is Dublin, (Fig 1) with a 70% market share as the majority of the major developments in both Hotel and Student Accommodation are taking place there.

Almost €250 million worth of projects have been granted planning in Q4 2019, (Fig 2) which is a 110% increase on the same period last year.

The volume of projects granted planning continues to fall as only 283 projects were granted planning in 2019, down from 350 in 2018.

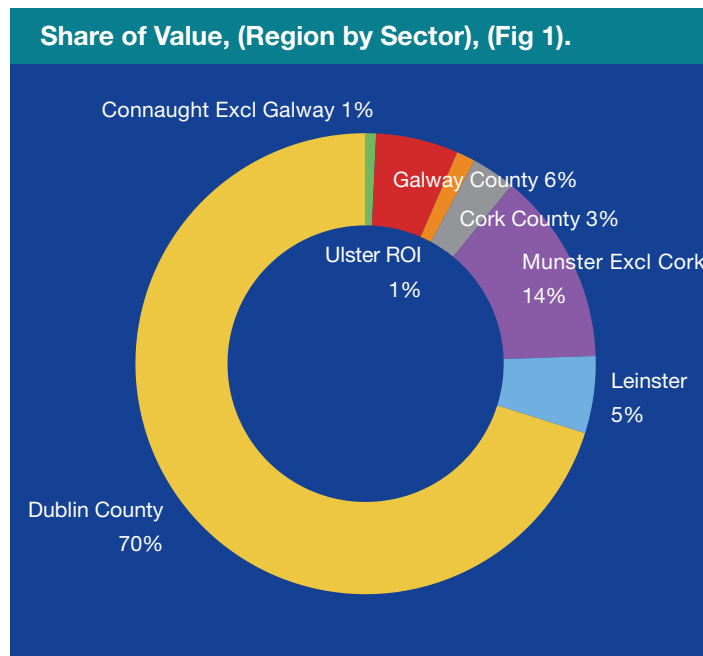
The largest scheme granted planning was the Student Accommodation Development in Dublin 8 which was granted in April 2019 and which commenced early this year.



€709.95M
Total Project Value

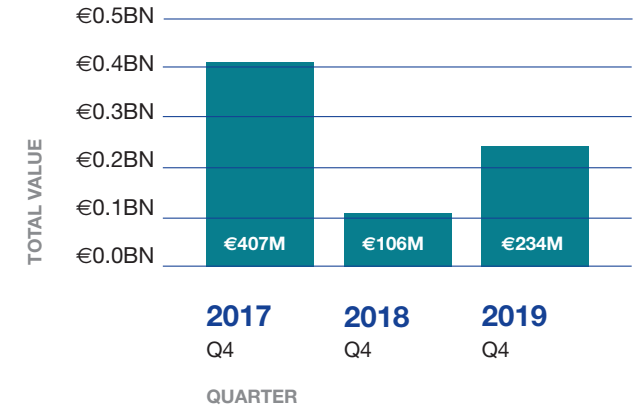
283
Total Projects

383.98K
Total Floor Area

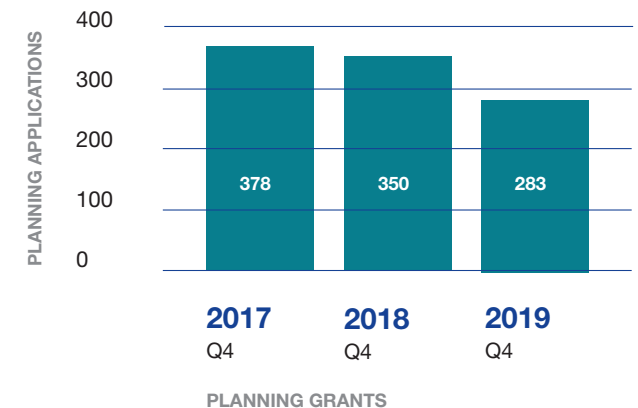


Top 5 =	Projects by Value, (Fig 3).	County
CIS ID	Project	County
1028065	€59m - Student Accommodation Apartments (Build to Rent)	Co. Dublin
1068803	€51m - Student Accommodation	Co. Dublin
1056836	€48m - Office/Hotel Development	Co. Dublin
1019907	€40m - Tourism Development	Co. Clare
1004550	€35m - Hotel Development	Co. Dublin

Pipeline Comparison Q4, 2017 / 2019, (Fig 2).



Planning Applications Granted, (Fig 4).



AGRICULTURE PLANS GRANTED Q1 2017 / Q4 2019



Sector	
Industrial	
Commercial	
Residential	
Education	
Medical	
Civil and Utilities	
Community and Sport	
Hospitality	
Agriculture	

€497.47M

Total Project Value

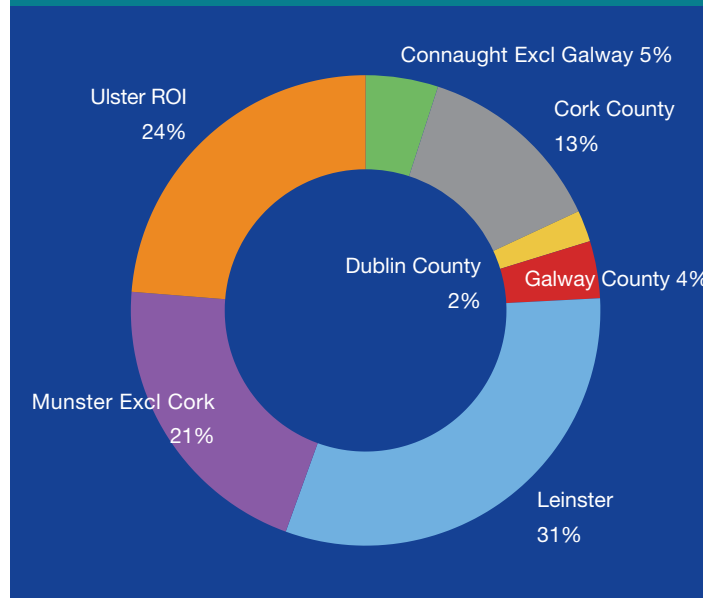
1,205

Total Projects

908.68K

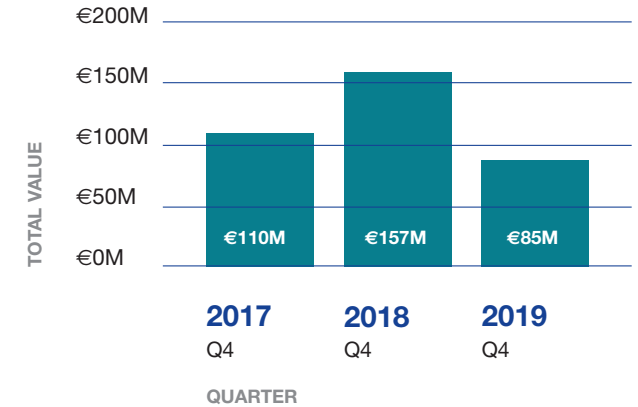
Total Floor Area

Share of Value, (Region by Sector), (Fig 1).

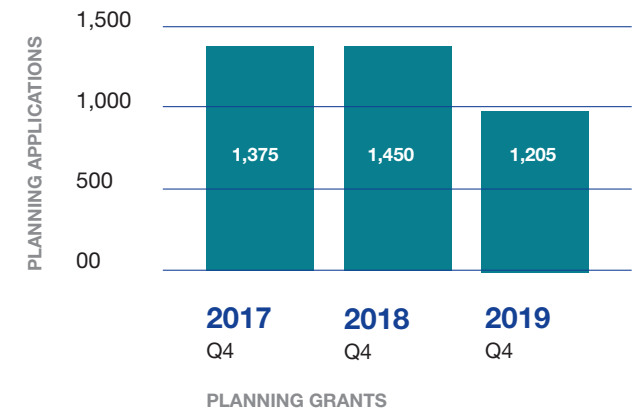


Top 5 =	Projects by Value, (Fig 3).	
CIS ID	Project	County
1055572	€5m - Agricultural Building	Co. Dublin
1026608	€5.3m - Dairy / Agricultural Development	Co. Kildare
1070589	€4m - 2 Poultry Houses	Co. Monaghan
1033525	€4.6m - 3 Poultry Houses	Co. Monaghan
1024440	€4.2m - 2 Poultry Houses	Co. Cavan

Pipeline Comparison Q4, 2017 / 2019, (Fig 2).



Planning Applications Granted, (Fig 4).



QUARTERLY REPORT
ON SITES



TOTAL CONSTRUCTION STARTS

Q1 2017 / Q4 2019

Analysis

In 2019, over €7.86 billion worth of projects started On-site. This is a decline of 15% by value as over €9.2 billion worth of projects commenced in 2018. Every sector with the exception of Industrial declined in value terms.

Dublin is the largest region by volume with a 40% market share with Leinster excl Dublin the next biggest with almost 30% of the market. (Fig 1).

Perhaps as a result of the uncertainty regarding the UK elections, the value of projects moving On-site in Q4 2019 declined to €1.4 billion from almost €3 Billion in the same period in 2018. This represents a 51% decline year on year. (Fig 2).

Over 2,500 projects started in 2019 which was a 4% decline in volume terms (Fig 3) on the 2018 volumes.

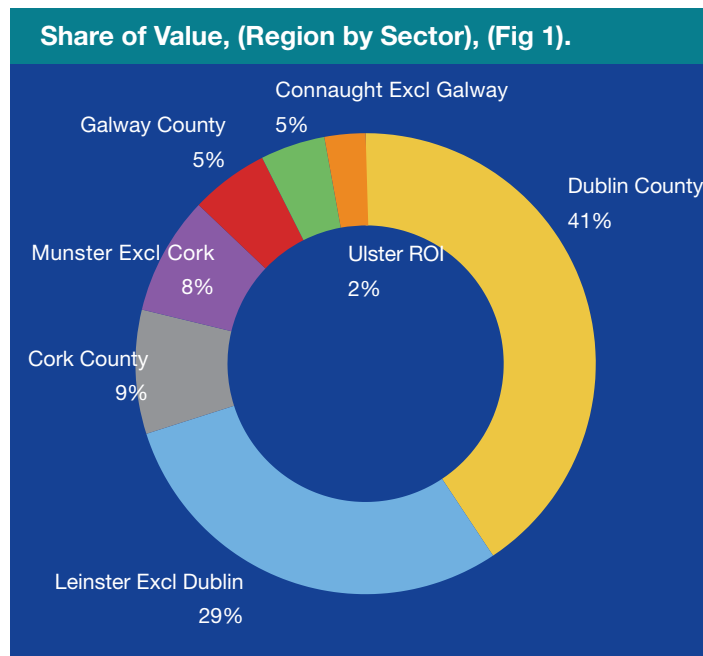
The largest project to commence in the year was the Pharmaceutical Campus in Dundalk which commenced in May 2019.



€7.86BN
Total Project Value

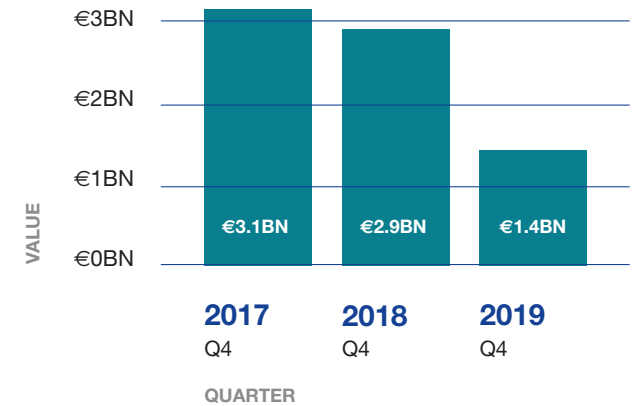
2,548
Total Project Count

4.50M
Total Floor Area

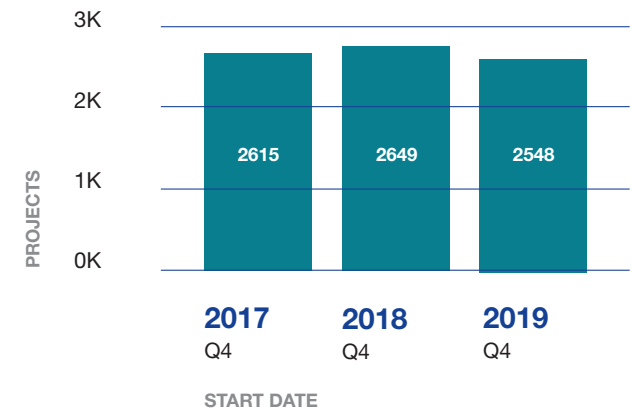


Top 5 =	Projects by Value, (Fig 3).	County
CIS ID	Project	County
114092	€152m - Biopharmaceutical Campus	Co. Louth
593446	€150m - N4 Collooney to Castlebaldwin Road Development	Co. Sligo
891038	€150m - Clery's Redevelopment	Co. Dublin
1005356	€130m - Food Manufacturing Facility	Co. Laois
1028064	€125m - Residential Development	Co. Meath

Starts Comparison Q4, 2017 / 2019, (Fig 2).



Annual Project Starts, (Fig 4).



INDUSTRIAL STARTS

Q1 2017 / Q4 2019

Analysis

The value of projects which moved On-site in 2019 amounted to over €1.2 billion up 53% on the same period last year.

The largest region by value is Leinster (Fig 1) with over 60% by value, with Dublin accounting for another 20% with very little activity by value occurring in the rest of the country.

Over €220 million worth of projects were started in Q4 2019, up from €140 million in Q4 2018.

The volume of projects moving on site has actually fallen in the year, down from 247 in 2018 to 215 in 2019, (Fig 4) a 12% reduction in volume terms.

The largest project to begin in 2019 was the Biopharma Campus Development in Dundalk Co. Louth, with the Food Manufacturing facility in Togher, Co Laois the next biggest.

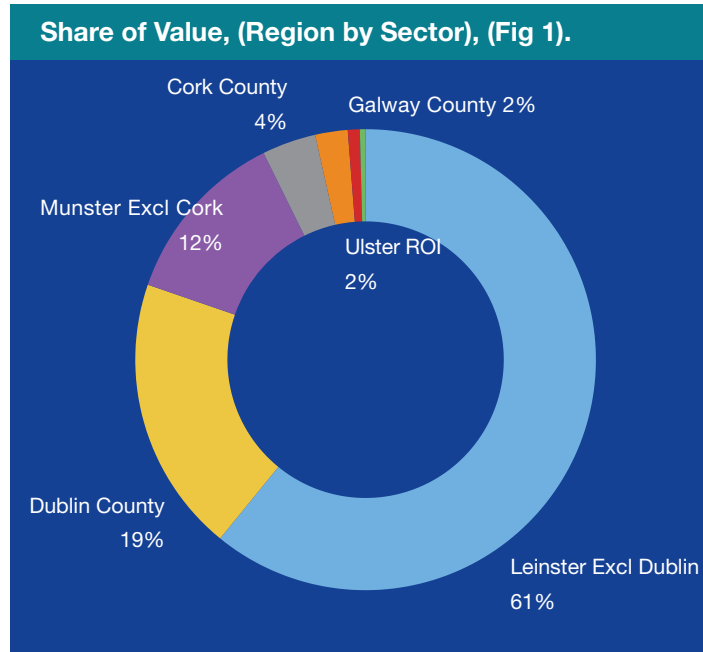
CIS estimate that over 730,000 square metres of Industrial space will be added following the completion of these projects.



€1.21BN
Total Project Value

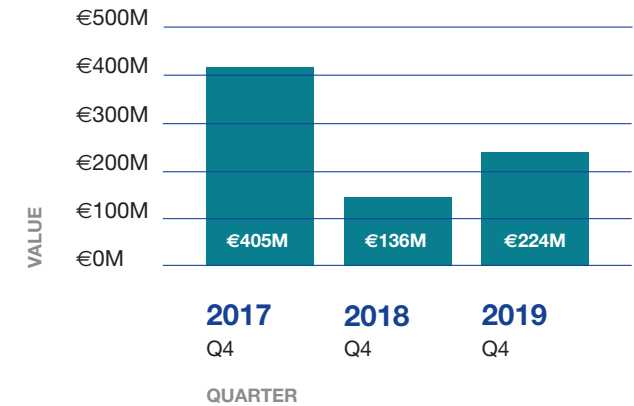
215
Project Count

734K
Total Floor Area



Top 5 =	Projects by Value, (Fig 3).	County
CIS ID	Project	County
996244	€86m - Data Centre Development	Co. Meath
1019112	€83m - Laboratory Building	Co. Limerick
114092	€152m - Biopharmaceutical Campus	Co. Louth
1005356	€130m - Food Manufacturing Facility	Co. Laois
908143	€101m - Research Manufacturing Building Extension	Co. Kildare

Starts Comparison Q4, 2017 / 2019, (Fig 2).



Annual Project Starts, (Fig 4).



COMMERCIAL STARTS

Q1 2017 / Q4 2019

Analysis

In 2019 €1 billion worth of projects commenced, which is relatively static when compared to the same period last year, when €999 million worth of projects began.

The largest region by value, is Dublin which has almost 55% of the market by region, (Fig 1). Galway is the next largest region with almost 20% of the market.

Just over €70 million (Fig 2) worth of projects started On-site in Q4 2019, down from €434m in the same period in 2018.

The volume of projects, moving On-site in the year has fallen 10% from 468 projects in 2018 down to 420 in 2019.

The largest project to commence in the sector was the Mixed Use Development on Dock Road in Galway.



€1.00BN

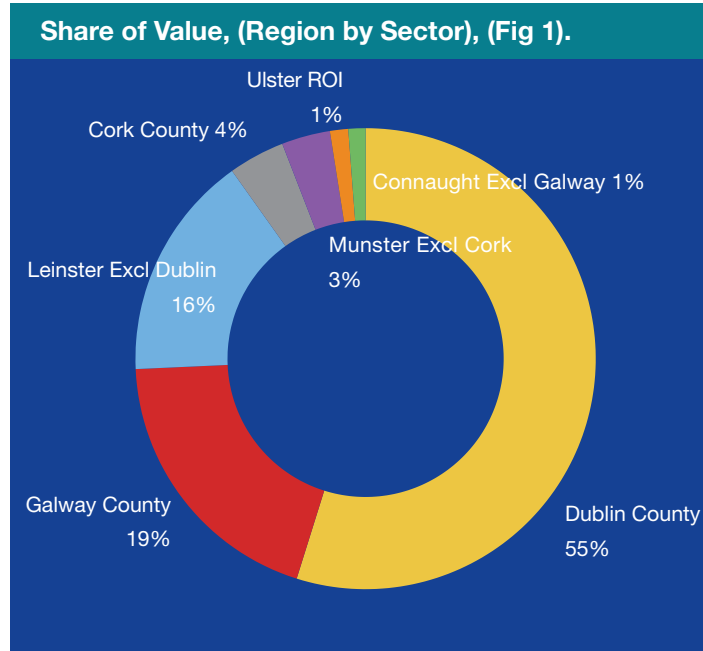
Total Project Value

420

Project Count

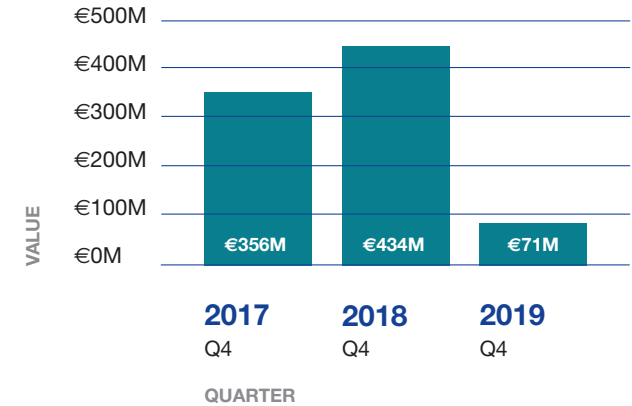
557K

Total Floor Area



Top 5 =	Projects by Value, (Fig 3).	
CIS ID	Project	County
919259	€100m - Office Redevelopment	Co. Kilkenny
928232	€105m - Mixed Use Development	Co. Galway
987349	€42m - Office Development	Co. Dublin
899944	€58m - Commercial Development	Co. Dublin
1019170	€78m - Mixed Use Development	Co. Galway

Starts Comparison Q4, 2017 / 2019, (Fig 2).



Annual Project Starts, (Fig 4).



RESIDENTIAL STARTS

Q1 2017 / Q4 2019

Analysis

Almost €3.5 billion worth of multi unit residential projects have started in 2019, which represents a 6% decline on the On-site value in 2018. This is still significantly above the 2017 values.

The largest region by value is Dublin with 46% of the market share (Fig 1) with Leinster at 28% and Cork the next largest at almost 12%.

The value of projects commencing On-site has fallen dramatically in Q4 2019 when compared with the same period last year, down 39% on the same period in 2018. The volume of projects that commenced in 2019 has risen to 668 multi unit developments, an increase of 42 projects on 2018 levels.

The largest development to begin was Phase 1 of 913 unit development on the Dublin Road in Dunshaughlin, Co. Meath which is expected to take 48 months to complete.

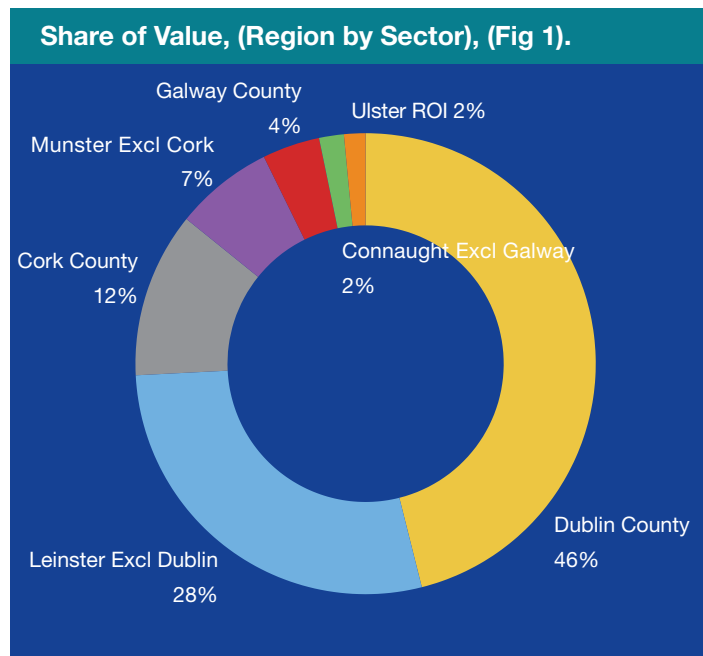
There are just over 23,200 units to be delivered if all units which started in 2019 are completed, up from 22,300 in 2018. A further 4,660 self build houses were commenced in the year, up from 4,420 in 2018.



€3.43BN
Total Project Value

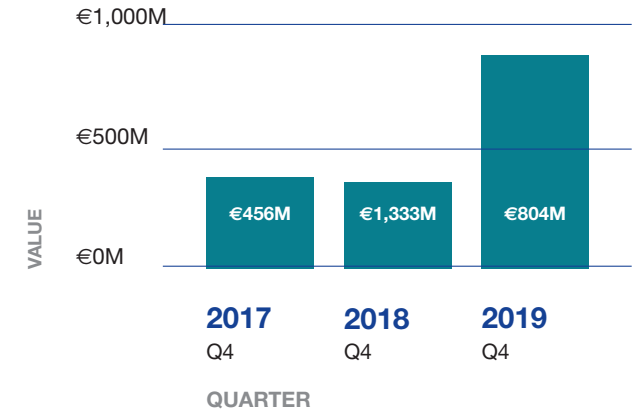
668
Project Count

23,204
Residential Units

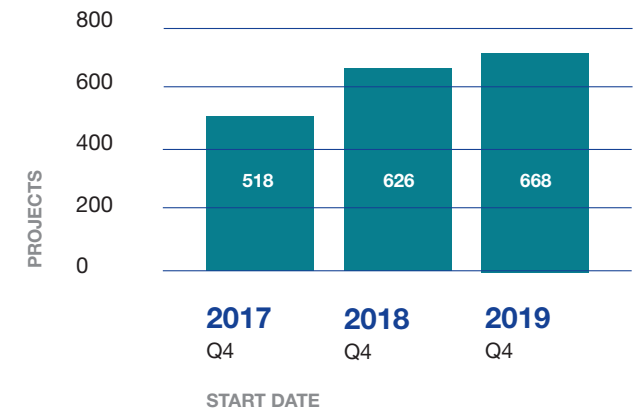


Top 5 =	Projects by Value, (Fig 3).	County
CIS ID	Project	County
1007158	€110m - Residential Development	Co. Dublin
988034	€123m - Residential Development	Co. Dublin
1028064	€125m - Residential Development	Co. Meath
1026491	€92m - Apartment Development	Co. Dublin
990724	€94m - Housing Development	Co. Wicklow

Starts Comparison Q4, 2017 / 2019, (Fig 2).



Annual Project Starts, (Fig 4).



EDUCATION STARTS

Q1 2017 / Q4 2019

Analysis

There was over €316 million in projects which started On-site in 2019, down 32% on the same period last year.

Leinster was the largest region by value with a 35% market share, with Munster excl Cork at almost 18% and Cork and Dublin at almost 16% each (Fig 1).

Just €56 million worth of education projects started On-site in Q4 2019, (Fig 2) down from €83 million in the same period in 2018.

The volume of projects which started On-site in 2019 has remained static as can be seen by Fig 4 with 349 projects commencing up from 348 in 2018.

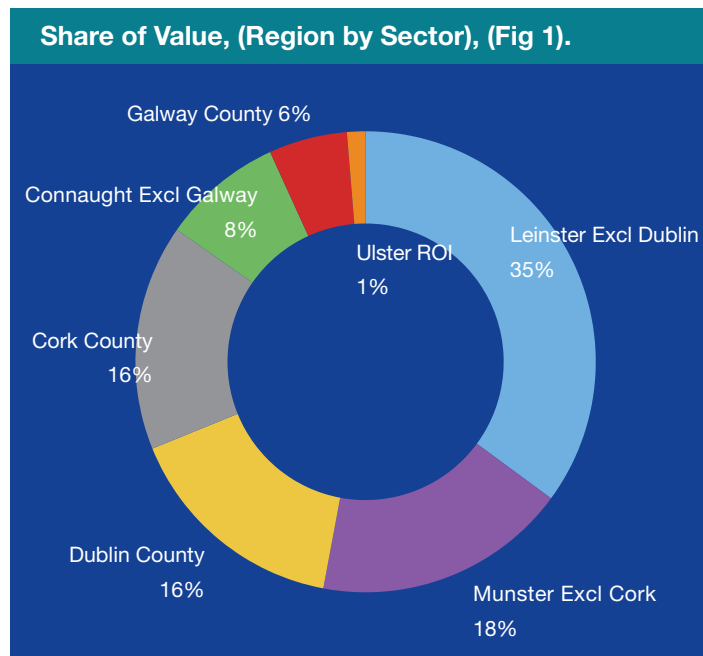
The largest project to start last year was the €30 million 3 school Carrigaline Education Campus where main works started in June.



€317M
Total Project Value

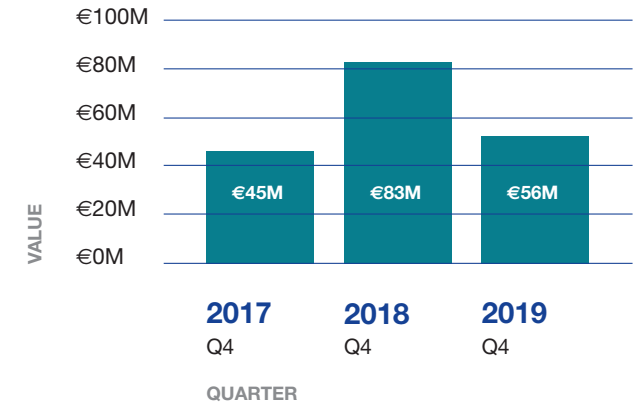
349
Project Count

212K
Total Floor Area

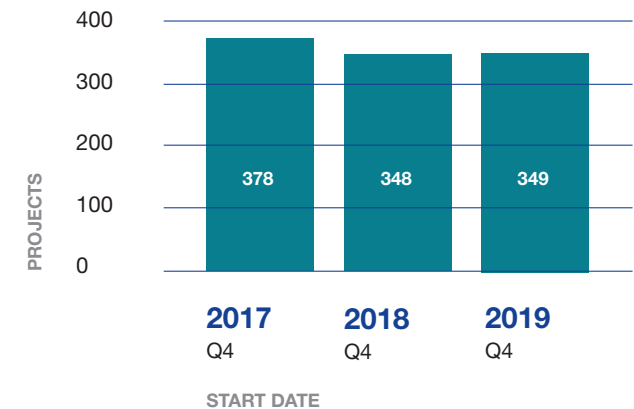


Top 5 =	Projects by Value, (Fig 3).	County
CIS ID	Project	County
815692	€30m - Education Campus	Co. Cork
1002991	€25m - Academic Building	Co. Kildare
754948	€20m - Secondary School Development - Completion Works	Co. Kildare
983152	€19.2m - School Development	Co. Dublin
876690	€18m - Secondary School Development	Co. Kildare
998560	€18m - School Building	Co. Roscommon

Starts Comparison Q4, 2017 / 2019, (Fig 2).



Annual Project Starts, (Fig 4).



MEDICAL STARTS Q1 2017 / Q4 2019

Analysis

Almost €250 million worth of projects commenced in 2019 in the Medical & Care Residential sector, a 20% decline on the same period last year.

The largest region by value was Dublin (Fig 1) with almost a third of the market share with Leinster at 25% and Munster excl Cork at 22%. The New Children's Hospital started in Q4 2017 which dominates the sector.

The value of projects which commenced in Q4 2019 has plummeted to just €37 million, down from €121 million. (Fig 2).

Just over 140 projects commenced in 2019, up from 117 in 2018, which equates to a 20% increase in project volumes. (Fig 4).

The largest project to start in 2019 was the Modular Bed Ward Block in University Hospital Limerick.



€247M

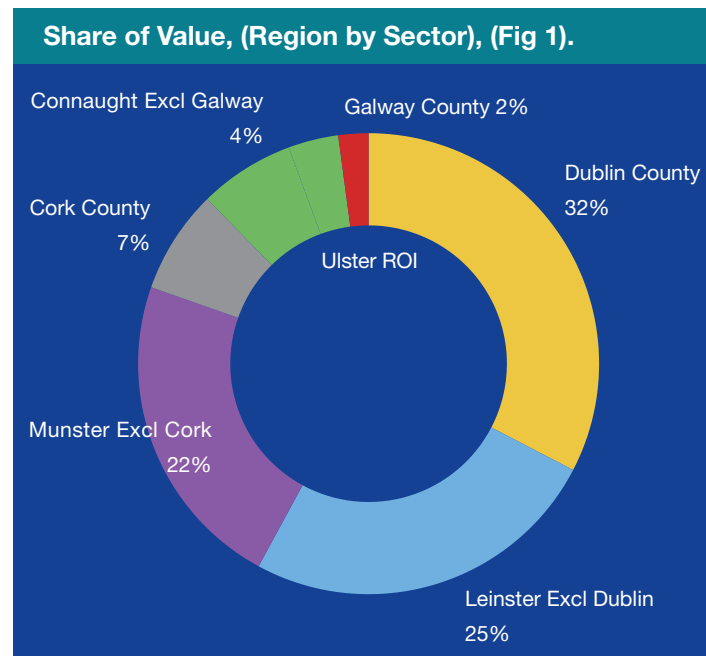
Total Project Value

141

Project Count

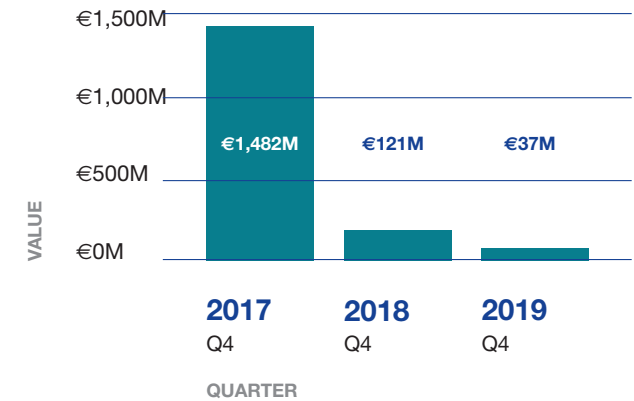
119K

Total Floor Area

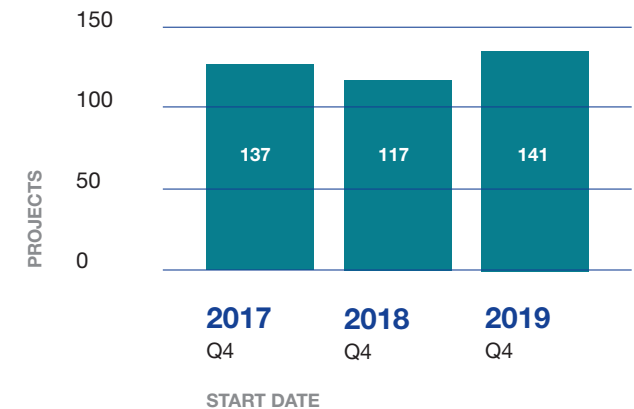


Top 5 =	Projects by Value, (Fig 3).	County
CIS ID	Project	County
974113	€9.2m - Healthcare Centre	Co. Kilkenny
997563	€19m - Modular Bed Ward Block	Co. Limerick
850209	€16m - Pharmacy & Carpark Development	Co. Dublin
955577	€15.4m - Nursing Home Development	Co. Dublin
1016816	€10m - Primary Care Centre	Co. Donegal

Starts Comparison Q4, 2017 / 2019, (Fig 2).



Annual Project Starts, (Fig 4).



CIVIL AND UTILITIES STARTS

Q1 2017 / Q4 2019

Analysis

Just €685 million worth of Civil & Utilities projects have commenced On-site in 2019, down from €1.67 billion or 59% on the 2018 values.

The largest region by value is Connacht excl Galway with a 33% market share (Fig 1) as the N4 upgrade works have commenced. Dublin is the next biggest region with a number of major sewage schemes having commenced.

Just €86 million worth of projects have started On-site in Q4 2019 (Fig 2) down from €415 million in the same period last year.

In another blow to the sector, the volume of projects which have started in 2019 is also down to 101 projects from 141 in 2018. (Fig 4).

As previously mentioned the largest scheme to begin this year was the N4 Collooney to Castlebaldwin Road Development (Fig 3).



€685M

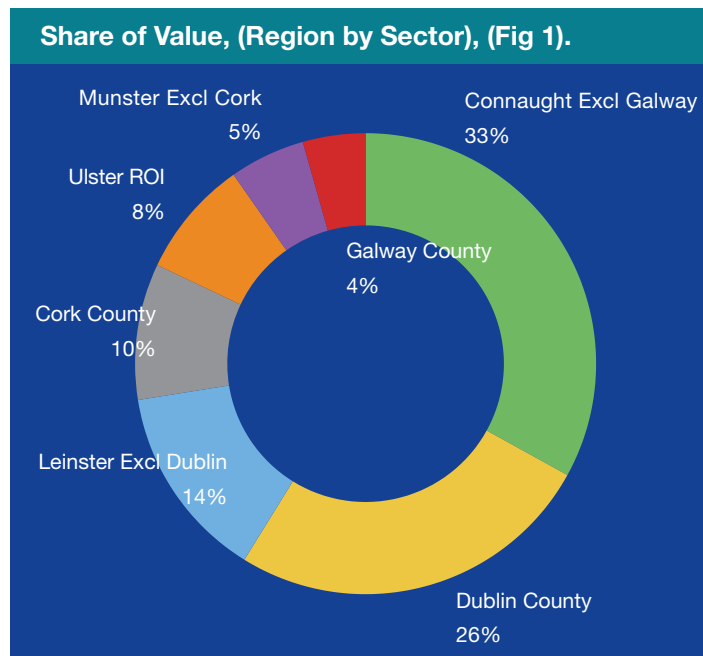
Total Project Value

101

Project Count

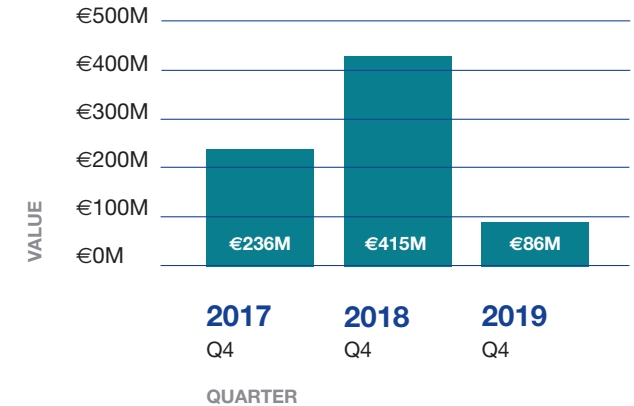
13K

Total Floor Area

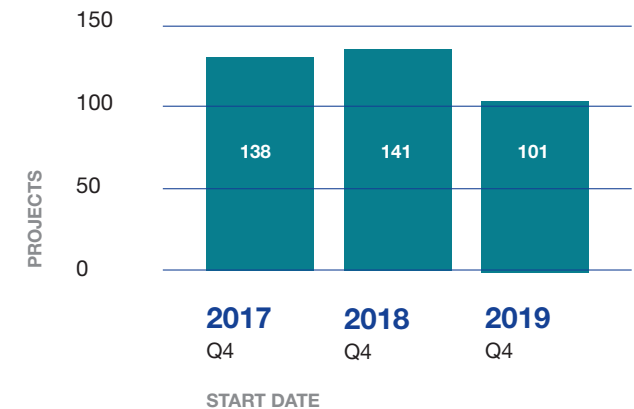


Top 5 =	Projects by Value, (Fig 3).	County
CIS ID	Project	County
906837	€80m - Reservoir	Co. Dublin
882012	€40m - Sewerage Scheme - Phase 3	Co. Dublin
869634	€30m - Regional Sewerage Scheme Contract	Co. Kildare
845451	€30m - Blanchardstown Regional Drainage Scheme (BRDS)	Co. Dublin
593446	€150m - N4 Collooney to Castlebaldwin Road Development	Co. Sligo

Starts Comparison Q4, 2017 / 2019, (Fig 2).



Annual Project Starts, (Fig 4).



COMMUNITY AND SPORT STARTS

Q1 2017 / Q4 2019

Analysis

Just €156 million worth of projects started On-site in 2019, down from €242 million in 2018. This represents a 35% decline in value terms.

Dublin is the largest region in value terms, with a 34% market share, with Leinster at 22% and Munster excl Cork at 18% (Fig 1).

There was a 46% decline in the value of projects which went On-site in Q4 of 2019 as only €38 million worth of Community & Sport projects started in the last 3 months of 2019. (Fig 2).

In volume terms, there were 230 projects in the sector that started in 2019, down from 268 (14%) on 2018 levels. (Fig 4).

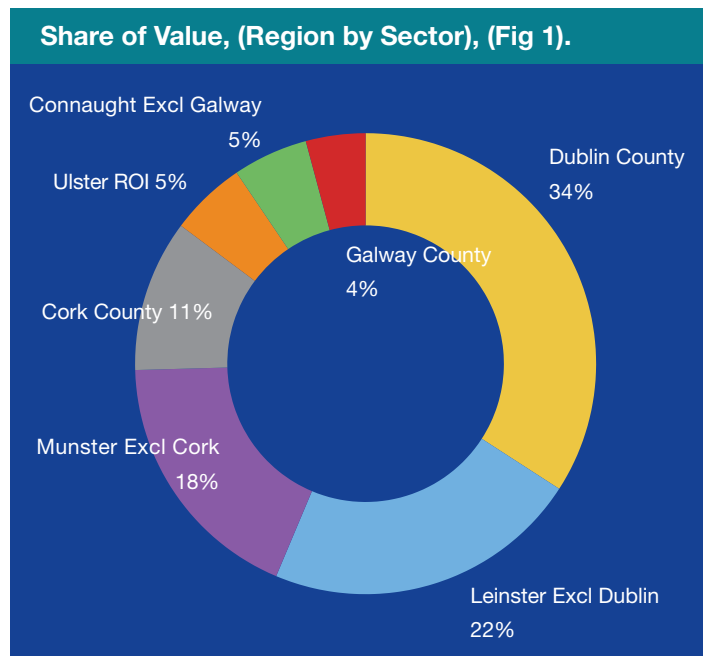
The largest scheme to begin was the Lucan Swimming Pool and Leisure Centre development.



€156M
Total Project Value

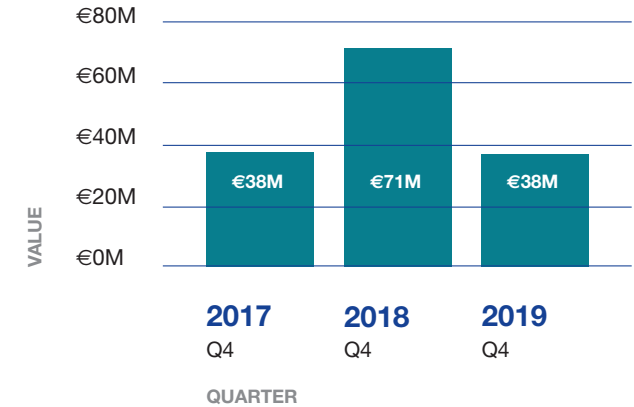
230
Project Count

115K
Total Floor Area

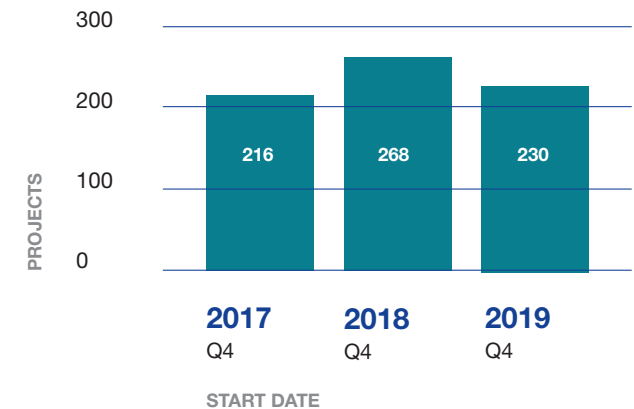


Top 5 =	Projects by Value, (Fig 3).	County
CIS ID	Project	County
1052807	€9.2m - Cathedral Renovation Works	Co. Dublin
1040548	€5m - Sports Facility	Co. Kilkenny
943800	€3.6m - Cinema/Restaurant	Co. Kerry
944807	€13m - Public Swimming Pool/Leisure Centre Development	Co. Dublin
968943	€10m - Sports Museum	Co. Limerick

Starts Comparison Q4, 2017 / 2019, (Fig 2).



Annual Project Starts, (Fig 4).



HOSPITALITY STARTS

Q1 2017 / Q4 2019

Analysis

Over €660 million worth of projects have started On-site in 2019, down from €970 million in 2018, a 32% decline in value terms. This sector also includes Student Accommodation projects.

The largest region is Dublin with a 72% market share, with Leinster at 14%. (Fig 1).

The value of projects which commenced in Q4 2019, has fallen by 80% in value terms, down from 226 million to €45 million (Fig 2).

The volume of projects which started in 2019 has fallen 6% to 166 (Fig 4).

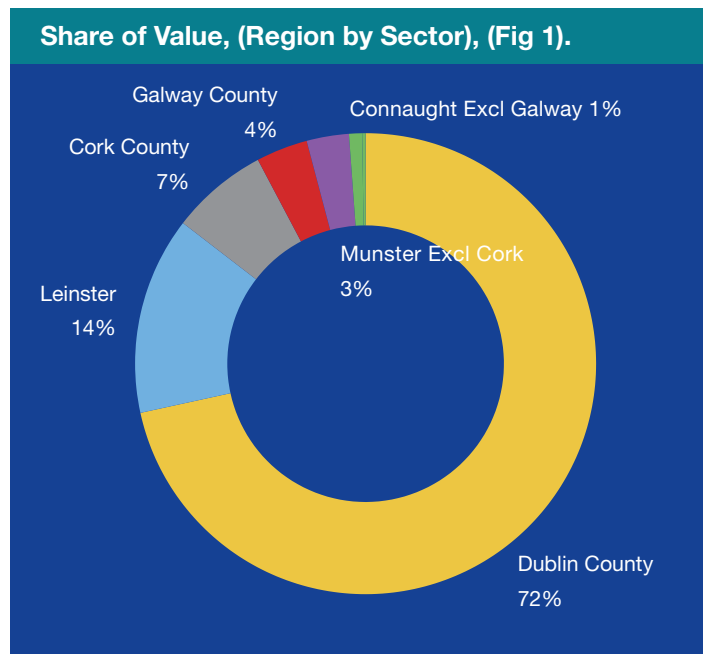
The largest scheme to begin in the sector was the Old Clerys Department store redevelopment which includes a 203 bedroom hotel within the development.



€970M
Total Project Value

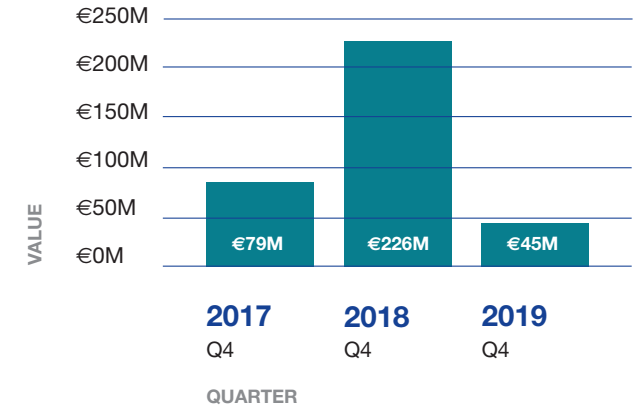
166
Project Count

372K
Total Floor Area

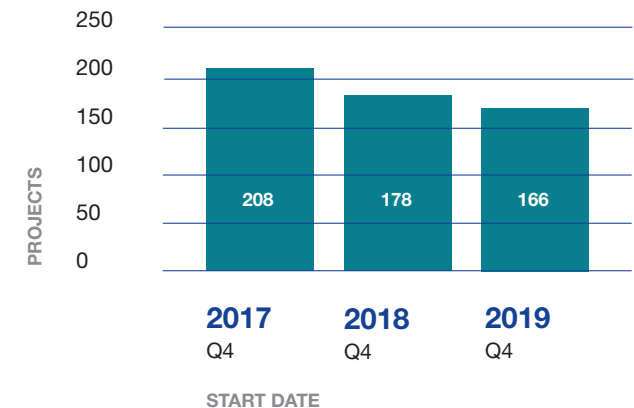


Top 5 =	Projects by Value, (Fig 3).	County
CIS ID	Project	County
982148	€75m - Residential / Student Accommodation Development	Co. Kildare
969659	€44m - Residential Development	Co. Dublin
995441	€36m - 2 Aparthotel Development	Co. Dublin
949488	€30.1m - Aparthotel Development	Co. Dublin
891038	€150m - Clery's Redevelopment	Co. Dublin

Starts Comparison Q4, 2017 / 2019, (Fig 2).



Annual Project Starts, (Fig 4).



AGRICULTURE STARTS

Q1 2017 / Q4 2019



€161M

Total Project Value

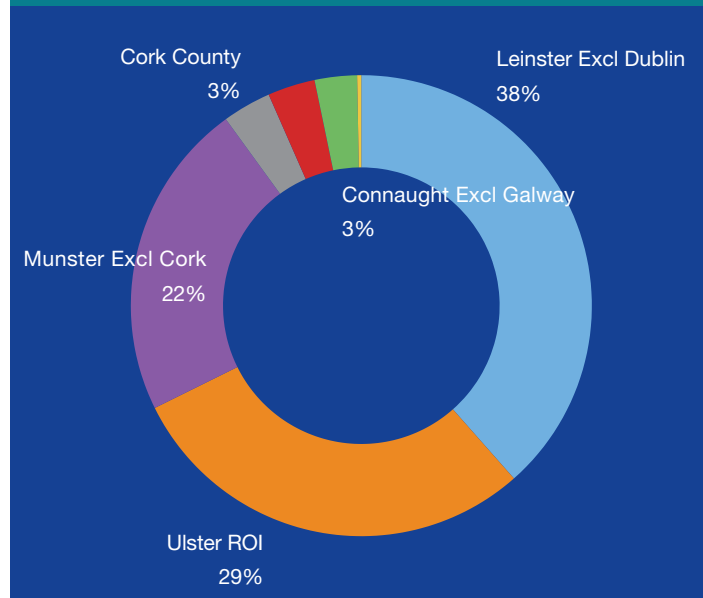
258

Project Count

257K

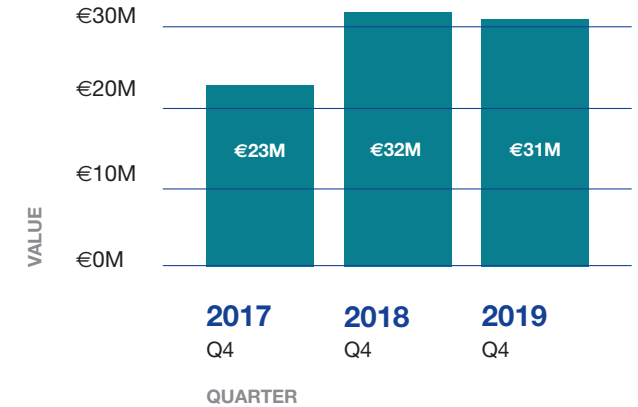
Total Floor Area

Share of Value, (Region by Sector), (Fig 1).

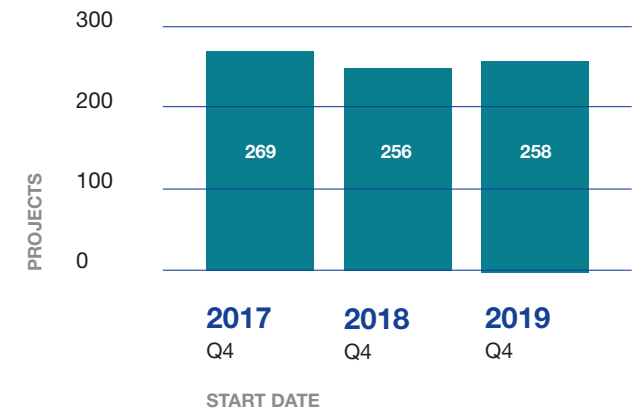


Top 5 =	Projects by Value, (Fig 3).	County
CIS ID	Project	County
1026608	€5.3m - Dairy / Agricultural Development	Co. Kildare
1009266	€4.8m - Agricultural Development	Co. Meath
1033525	€4.6m - 3 Poultry Houses	Co. Monaghan
1008633	€3.8m - 2 Poultry Houses	Co. Monaghan
1015721	€3.4m - Agricultural Development	Co. Cavan

Starts Comparison Q4, 2017 / 2019, (Fig 2).



Annual Project Starts, (Fig 4).



Dublin Office

353 1 299 9200

Northern Ireland Office

028 406 48110

sales@cisireland.com

www.cisireland.com

Note: All information in this report
is correct and up to date as of 1st
March 2020.

COPYRIGHT © 2020 CONSTRUCTION
INFORMATION SERVICES

