

Q1 2022

Construction Activity Report



CIS

construction
information
services

Research@cisireland.com

CONSTRUCTION ACTIVITY

Q1 2022

CONTENTS

REPUBLIC OF IRELAND

Planning Applications	3
Residential	5
Non-Residential	6
Planning Grants	7
Residential	9
Non-Residential	10
Project Starts	11
Residential	13
Non-Residential	14

NORTHERN IRELAND

Planning Applications	16
Residential	17
Non-Residential	18
Planning Grants	20
Residential	21
Non-Residential	22
Project Starts	24
Residential	25
Non-Residential	26

CONSTRUCTION ACTIVITY

Q1 2022

Resilience Against a Backdrop of Unique Challenges

The results from Q1 2022 highlight the continued resilience of the construction industry against the backdrop of multiple unique challenges – rising material costs, disruption of supplies, Brexit, the pandemic, rising fuel costs and other impacts of the war in Ukraine.

Across the island new project starts rose to just over €3bn for the quarter, the third highest quarter value recorded in the last three years, behind Q2 2021 (€4.4bn) and Q3 2021 (€3.2bn) and up from a three year quarterly average of €2.3bn.

There are variations of course across sectors. New starts in the residential sector fell for the third consecutive quarter to €979m (excluding new phases of existing developments). In the non-residential sector starts rose in Q1 to €1.2bn, a 27% rise on the quarterly average over the last three years. Indeed, the only sectors falling below the previous three-year average for new starts were medical, retail and hospitality.

New starts in the civil sector rose significantly to €978m outstripping the previous three-year quarterly average

of €274m and driven by new investments in wind and solar projects.

The construction pipeline (plans submitted and granted) remained steady in the quarter across the island with activity falling in education, community-based projects and for residential in Northern Ireland.

FOR DEEPER ANALYSIS GO ONLINE
TO VIEW OUR FULLY INTERACTIVE
REPORT



[CIS ONLINE](#)

PLEASE NOTE:

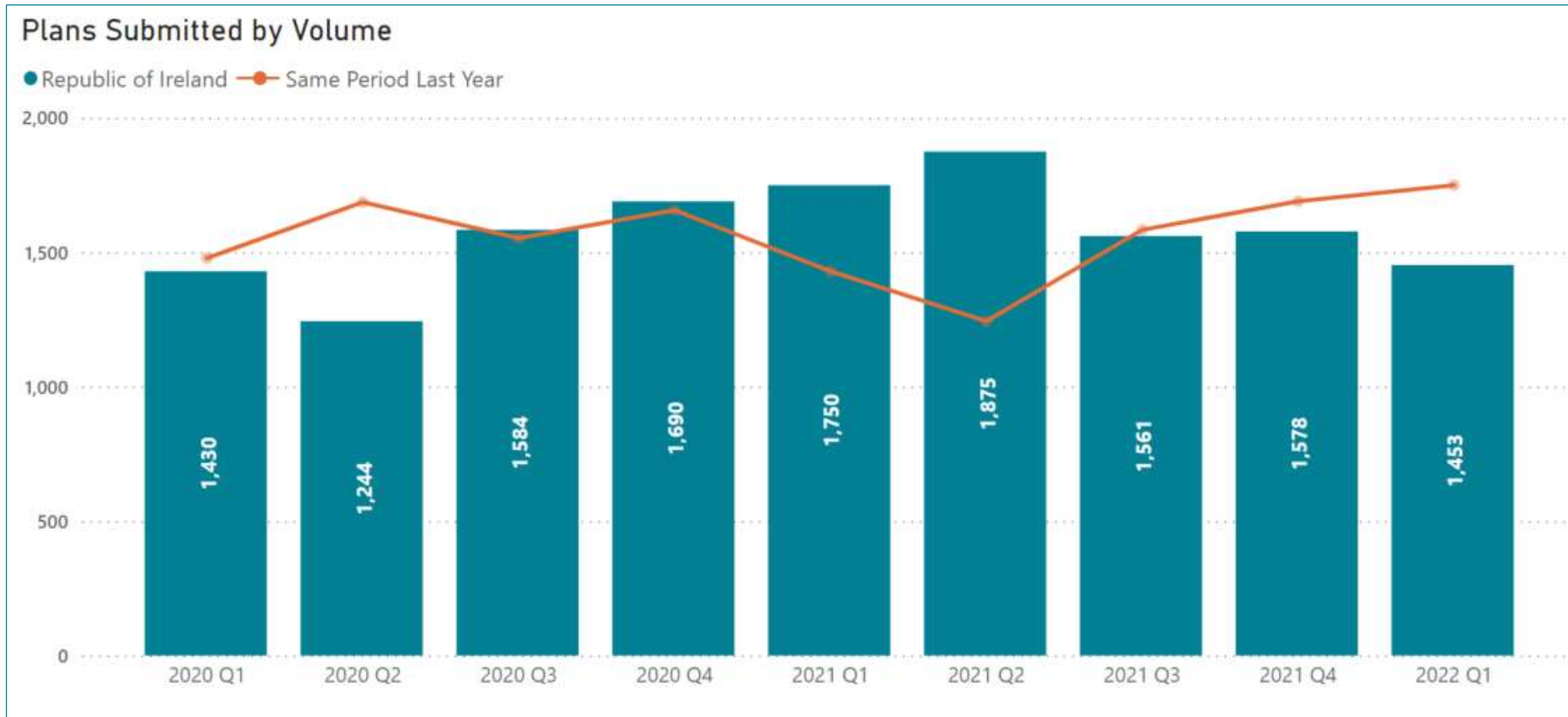
The Irish economy was in virtual lockdown in Q1 2021 and comparative figures for Q1 2022 should be considered in this context in relation to on-site activity for new starts.

PLANNING APPLICATIONS¹

Sector	Q1 2022	Q4 2021	% Change	Q1 2021	% Change	2020 AVG	% Change	2019 AVG	% Change
Residential	€ 3,485M	€ 4,417M	-21.1% ↓	€ 3,029M	15.1% ↑	£3,003M	16.0% ↑	€3,070M	13.5% ↑
Commercial	€ 717M	€ 313M	129.2% ↑	€ 369M	93.9% ↑	£476M	50.5% ↑	€444M	61.5% ↑
Industrial	€ 343M	€ 422M	-18.6% ↓	€ 298M	15.1% ↑	£445M	-22.8% ↓	€364M	-5.7% ↓
Civil and Utilities	€ 20M	€ 116M	-82.6% ↓	€ 296M	-93.2% ↓	£276M	-92.7% ↓	€578M	-96.5% ↓
Hospitality	€ 118M	€ 85M	38.6% ↑	€ 114M	3.2% ↑	£160M	-25.9% ↓	€166M	-28.8% ↓
Medical	€ 207M	€ 446M	-53.6% ↓	€ 108M	91.0% ↑	£179M	15.5% ↑	€217M	-4.8% ↓
Community and Sport	€ 67M	€ 37M	83.7% ↑	€ 95M	-29.3% ↓	£64M	5.1% ↑	€102M	-34.1% ↓
Education	€ 95M	€ 113M	-16.1% ↓	€ 95M	-0.3% ↓	£100M	-4.9% ↓	€186M	-49.2% ↓
Agriculture	€ 49M	€ 64M	-23.4% ↓	€ 93M	-47.3% ↓	£82M	-40.2% ↓	€115M	-57.2% ↓
Total	€ 5,101M	€ 6,012M	-15.1% ↓	€ 4,499M	13.4% ↑	£4,785M	6.6% ↑	€5,243M	-2.7% ↓

Region	Q1 2022	Q4 2021	% Change	Q1 2021	% Change	2020 AVG	% Change	2019 AVG	% Change
Eastern & Midland	€ 3,351M	€ 3,806M	-11.9% ↓	€ 3,232M	3.7% ↑	£3,160M	6.0% ↑	€3,230M	3.7% ↑
Southern	€ 1,416M	€ 1,720M	-17.7% ↓	€ 988M	43.4% ↑	£1,156M	22.5% ↑	€1,586M	-10.7% ↓
Northern & Western	€ 334M	€ 486M	-31.4% ↓	€ 279M	19.6% ↑	£469M	-28.8% ↓	€426M	-21.8% ↓
Total	€ 5,101M	€ 6,012M	-15.1% ↓	€ 4,499M	13.4% ↑	£4,785M	6.6% ↑	€5,243M	-2.7% ↓

¹ Excluding Self Build and Student Accommodation applications

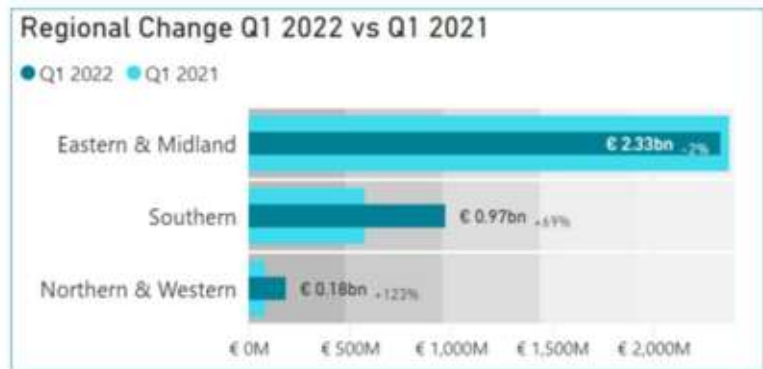


RESIDENTIAL

- At €3.5bn, the value of planning applications lodged in Q1 2022 was above the previous three-year average but down 21% on the previous quarter.
- Number of residential units rises 31% to nearly 18k from the same period last year.
- Apartments planned is 9,681, up 18.5% on the previous year and above traditional housing units planned at 8,263
- A 2% fall in the value of housing in the Eastern and Midland Region from Q1 2021 is offset by increases in the Southern region (69%) and the Northern and Western region (123%)

PROJECTS 406 +18.0% (vs Q1 2021)	PROJECT VALUE € 3,485M +15.1% (vs Q1 2021)	RESIDENTIAL UNITS 17.9K +30.9% (vs Q1 2021)
--	--	---

6,828 Houses	10,214 Apartments	3,760 1 Bed Apt	4,600 2 Bed Apt
944 3 Bed Apt	45 4 Bed Apt	276 1 Bed Hse	990 2 Bed Hse
3,388 3 Bed Hse	1,595 4 Bed Hse		



- Largest application in quarter was for the Land Development Agency at the former [Central Mental Hospital Site](#), Dundrum, Dublin 16 which proposes 977 housing units



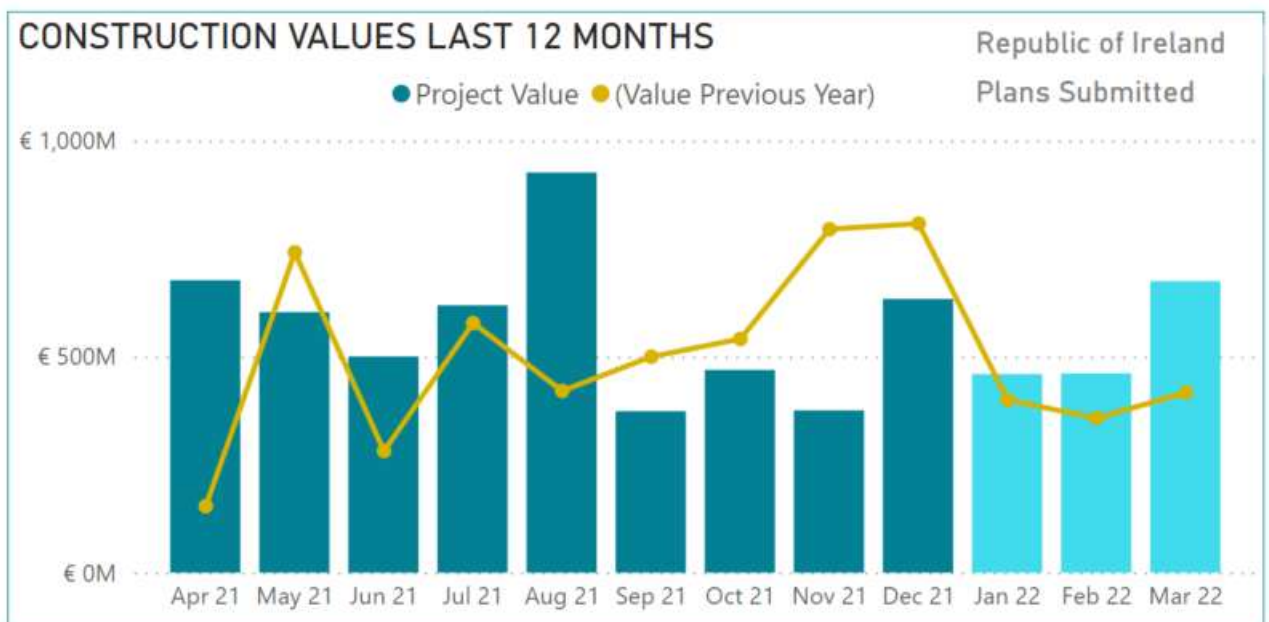
Planning Applications Submitted Last 12 Months: RESIDENTIAL

NON-RESIDENTIAL

- Planning application values for the quarter were €1.6bn, up 36% from the same period last year and up 8% from previous quarter.
- Applications included plans for 911 hotel beds, 682 nursing home beds and 273 classrooms
- The commercial sector showed significant growth this quarter led primarily by plans for new offices
- The hospitality sector showed some welcome growth but at €118m was still below a previous three-year average of €150m.
- The largest application submitted was for [Phase II of the 'Dublin Arch' Development in Dublin 1](#)

PROJECTS 975 -27.7% (vs Q1 2021)	PROJECT VALUE € 1,596M +35.9% (vs Q1 2021)	FLOOR AREA (SqM) 1.0M -0.8% (vs Q1 2021)
---	---	---

273 Classrooms	2 Hospital Beds	911 Hotel Beds	682 Nursing Home Beds
-------------------	--------------------	-------------------	--------------------------



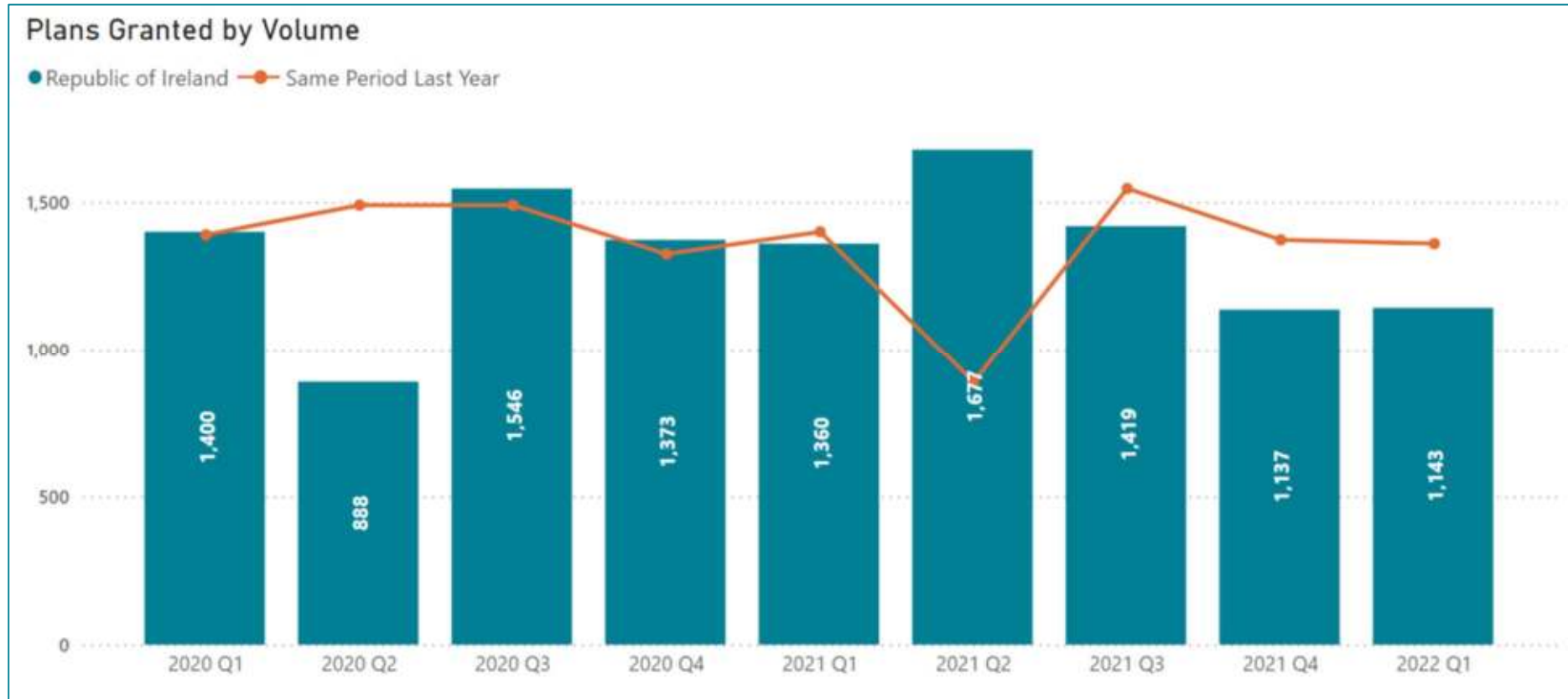
Planning Applications Submitted Last 12 Months NON-RESIDENTIAL

PLANNING GRANTS²

Sector	Q1 2022	Q4 2021	% Change	Q1 2021	% Change	2020 AVG	% Change	2019 AVG	% Change
Residential	€ 1,933M	€ 2,204M	-12.3% ↓	€ 2,293M	-15.7% ↓	€2,208M	-12.4% ↓	€1,791M	8.0% ↑
Industrial	€ 358M	€ 425M	-15.9% ↓	€ 623M	-42.6% ↓	€313M	14.4% ↑	€340M	5.2% ↑
Commercial	€ 270M	€ 193M	39.6% ↑	€ 410M	-34.3% ↓	€463M	-41.7% ↓	€355M	-24.0% ↓
Hospitality	€ 189M	€ 91M	107.0% ↑	€ 138M	37.7% ↑	€143M	32.2% ↑	€76M	149.5% ↑
Medical	€ 255M	€ 163M	55.9% ↑	€ 131M	94.5% ↑	€203M	25.1% ↑	€172M	48.1% ↑
Civil and Utilities	€ 176M	€ 675M	-73.9% ↓	€ 108M	62.8% ↑	€198M	-10.9% ↓	€437M	-59.6% ↓
Community and Sport	€ 38M	€ 32M	21.2% ↑	€ 97M	-60.6% ↓	€65M	-41.2% ↓	€117M	-67.1% ↓
Education	€ 135M	€ 88M	52.9% ↑	€ 77M	76.3% ↑	€141M	-3.9% ↓	€156M	-13.3% ↓
Agriculture	€ 61M	€ 59M	2.5% ↑	€ 64M	-5.3% ↓	€80M	-24.7% ↓	€127M	-52.2% ↓
Total	€ 3,415M	€ 3,931M	-13.1% ↓	€ 3,941M	-13.3% ↓	€3,814M	-10.5% ↓	€3,569M	-4.3% ↓

Region	Q1 2022	Q4 2021	% Change	Q1 2021	% Change	2020 AVG	% Change	2019 AVG	% Change
Eastern & Midland	€ 2,056M	€ 2,252M	-8.7% ↓	€ 3,033M	-32.2% ↓	€2,594M	-20.7% ↓	€2,231M	-7.8% ↓
Northern & Western	€ 291M	€ 897M	-67.5% ↓	€ 251M	16.0% ↑	€251M	16.1% ↑	€450M	-35.3% ↓
Southern	€ 1,068M	€ 782M	36.5% ↑	€ 657M	62.6% ↑	€969M	10.2% ↑	€888M	20.2% ↑
Total	€ 3,415M	€ 3,931M	-13.1% ↓	€ 3,941M	-13.3% ↓	€3,814M	-10.5% ↓	€3,569M	-4.3% ↓

² Excluding Self Build and Student Accommodation applications

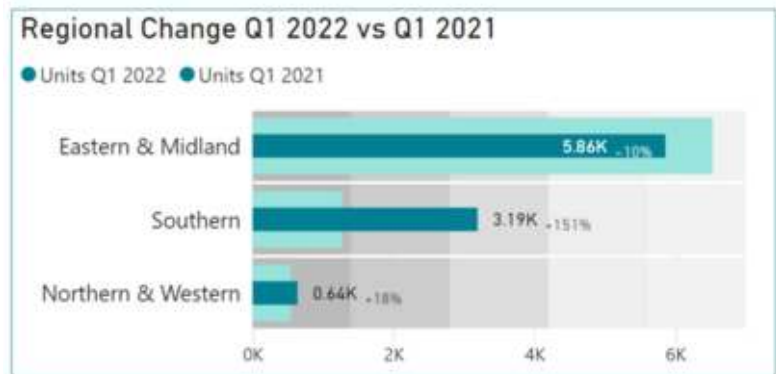


RESIDENTIAL

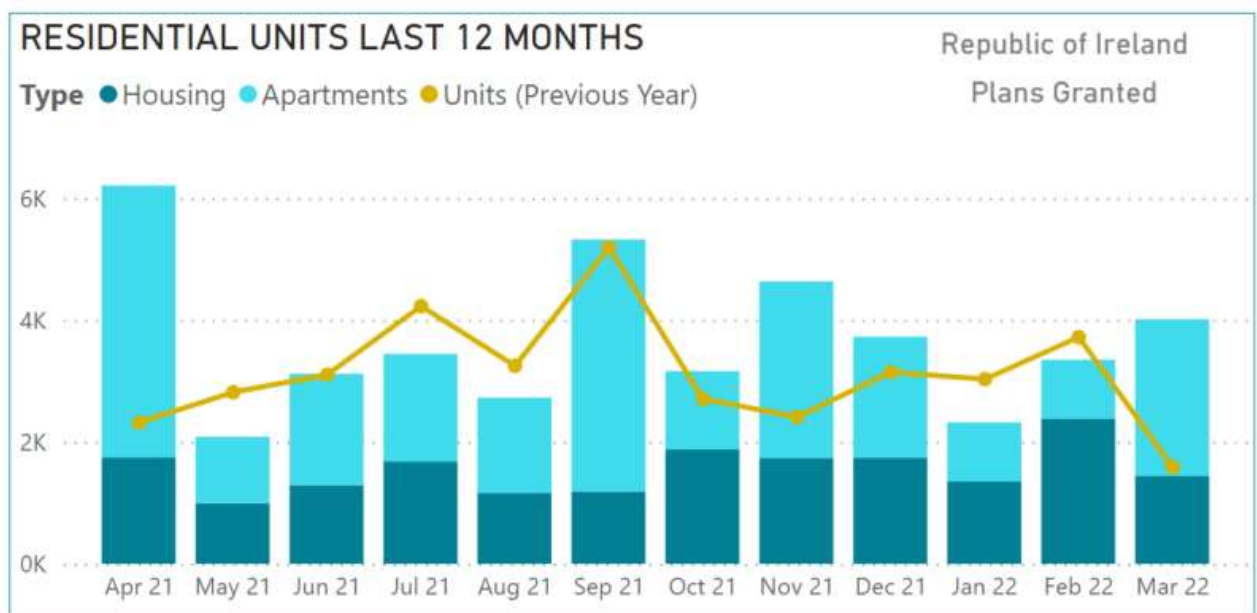
- The value of planning grants for residential applications at €1.9bn, fell by 16% from the same period last year and by 12% from the previous quarter.
- 272 projects were granted planning permission in the quarter equating to 9,686 residential units – a rise of 16% from Q1 2021.
- Planned developments for apartments and traditional housing were roughly equal
- In the Eastern and Midland region the number of units granted permission fell by 10%. In the southern region units granted rose by 151% with over 3k units getting the go ahead

PROJECTS	PROJECT VALUE	RESIDENTIAL UNITS
272 +10.1% (vs Q1 2021)	€ 1,933M -15.7% (vs Q1 2021)	9686 +16.2% (vs Q1 2021)

4,802 Houses	4,802 Apartments	1,926 1 Bed Apt	2,235 2 Bed Apt
573 3 Bed Apt	27 4 Bed Apt	104 1 Bed Hse	677 2 Bed Hse
2,257 3 Bed Hse	870 4 Bed Hse		



- One and two bedroom apartments account for nearly 50% of all grants

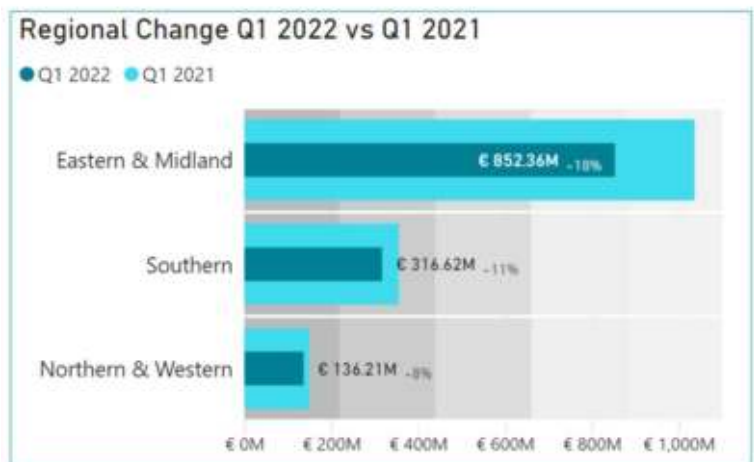


NON-RESIDENTIAL

- Value of plans granted in quarter was €1.3bn - below previous three-year average and down 15% from the same period last year
- 15 hotel projects granted approval equating to over 1,000 hotel beds
- 168 projects approved for the Commercial sector equating to €270m - a 34% fall from Q1 2021
- In the education sector 63 new projects were given the go ahead and include plans for 254 new classrooms
- In the medical sector 196 new hospital beds and 354 nursing home beds were granted permission.
- There were 67 public sector projects granted approval equating to an investment of €222m - down 19% from Q1 2021.

PROJECTS	PROJECT VALUE	FLOOR AREA (SqM)
815	€ 1,305M	873.4K
-19.4%	-15.2%	-22.1%
(vs Q1 2021)	(vs Q1 2021)	(vs Q1 2021)

254 Classrooms	196 Hospital Beds	1,068 Hotel Beds	354 Nursing Home Beds
----------------	-------------------	------------------	-----------------------



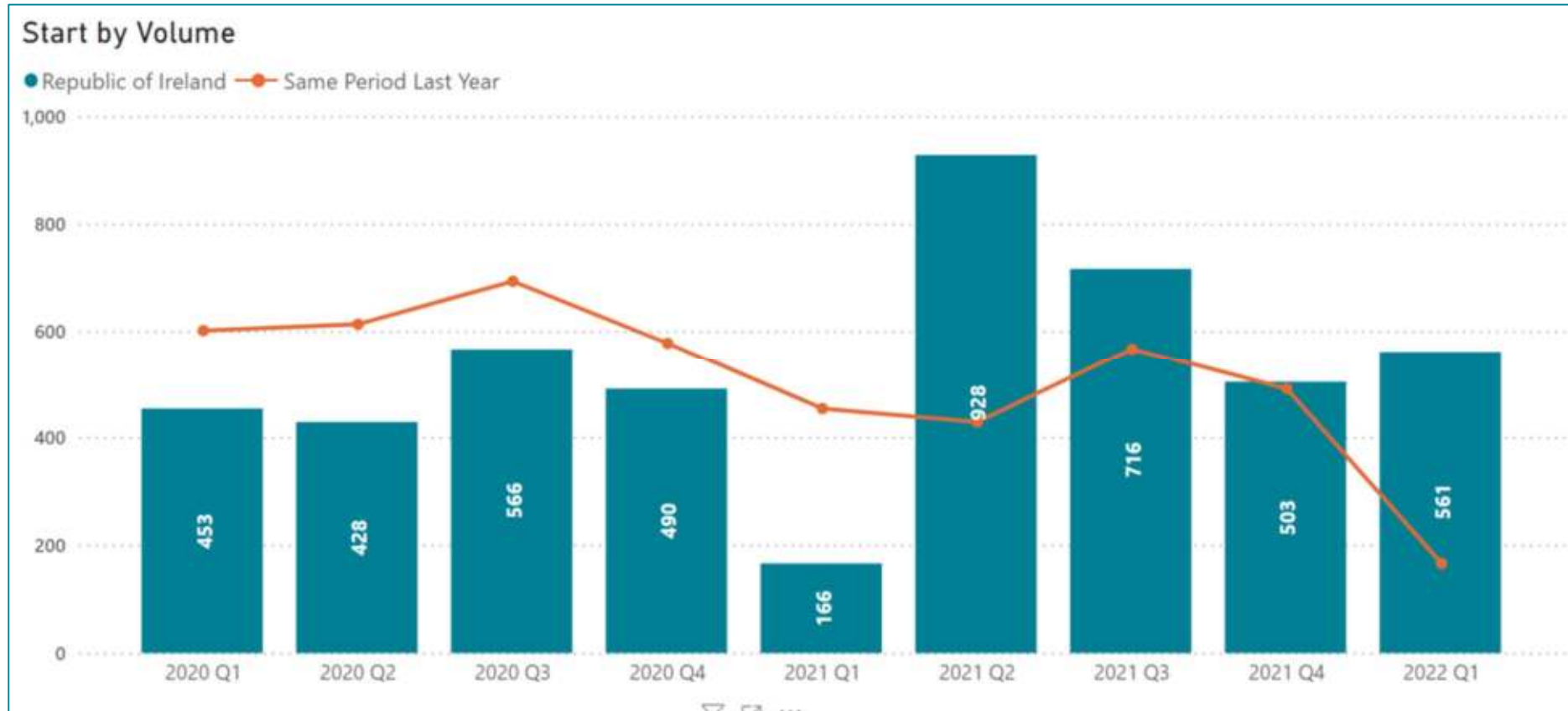
Planning Grants Last 12 Months NON-RESIDENTIAL

*****The Irish economy was in virtual lockdown in Q1 2021 and comparative figures for Q1 2022 should be considered in this context**

PROJECT STARTS

Sector	Q1 2022	Q4 2021	% Change	Q1 2021	% Change	2020 AVG	% Change	2019 AVG	% Change
Residential	€ 932M	€ 1,115M	-16.4% ↓	€ 304M	206.9% ↑	£862M	8.2% ↑	€902M	3.4% ↑
Civil and Utilities	€ 801M	€ 92M	766.2% ↑	€ 249M	222.0% ↑	£224M	257.7% ↑	€199M	302.2% ↑
Industrial	€ 432M	€ 160M	170.2% ↑	€ 180M	140.1% ↑	£185M	133.5% ↑	€312M	38.5% ↑
Medical	€ 55M	€ 52M	6.5% ↑	€ 99M	-44.3% ↓	£93M	-40.7% ↓	€61M	-10.1% ↓
Education	€ 88M	€ 83M	6.6% ↑	€ 35M	150.8% ↑	£78M	12.4% ↑	€81M	8.0% ↑
Hospitality	€ 76M	€ 12M	526.2% ↑	€ 9M	788.2% ↑	£18M	328.8% ↑	€98M	-22.4% ↓
Agriculture	€ 15M	€ 11M	39.9% ↑	€ 7M	121.5% ↑	£29M	-47.1% ↓	€34M	-54.3% ↓
Commercial	€ 320M	€ 79M	303.3% ↑	€ 3M	11397.3% ↑	£204M	56.8% ↑	€249M	28.4% ↑
Community and Sport	€ 41M	€ 31M	31.5% ↑	€ 2M	2151.8% ↑	£50M	-17.8% ↓	€36M	14.1% ↑
Total	€ 2,761M	€ 1,635M	68.8% ↑	€ 887M	211.4% ↑	£1,743M	58.4% ↑	€1,973M	40.0% ↑

Region	Q1 2022	Q4 2021	% Change	Q1 2021	% Change	2020 AVG	% Change	2019 AVG	% Change
Eastern & Midland	€ 1,460M	€ 1,012M	44.2% ↑	€ 532M	174.2% ↑	£1,116M	30.8% ↑	€1,294M	12.8% ↑
Southern	€ 995M	€ 420M	136.8% ↑	€ 287M	247.3% ↑	£404M	146.1% ↑	€425M	134.1% ↑
Northern & Western	€ 306M	€ 203M	50.9% ↑	€ 68M	352.1% ↑	£222M	37.5% ↑	€253M	20.8% ↑
Total	€ 2,761M	€ 1,635M	68.8% ↑	€ 887M	211.4% ↑	£1,743M	58.4% ↑	€1,973M	40.0% ↑

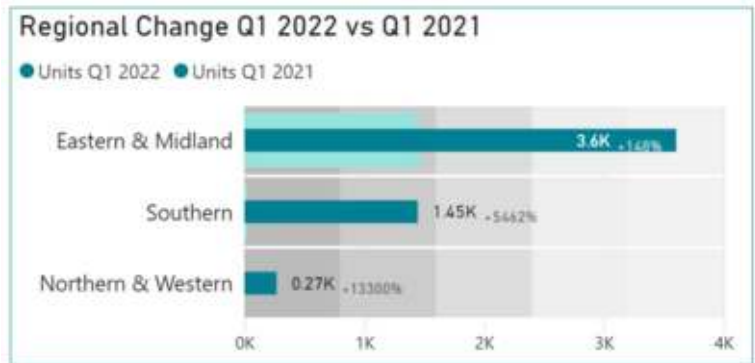


RESIDENTIAL

- New projects started represent a gross figure of 5.3k units, below a three-year average of just over 6k.
- All regions show significant increase over Q1 2021 when the economy was in partial lockdown
- 160 new housing projects started in the quarter equating to €932m
- Apartments and Housing being developed at the same rate
- The top 3 projects are in Dublin and the top 5 all within Leinster.

PROJECTS	PROJECT VALUE	RESIDENTIAL UNITS
160	€ 932M	5317
+1,042.9%	+206.9%	+258.5%
(vs Q1 2021)	(vs Q1 2021)	(vs Q1 2021)

2,731 Houses	2,581 Apartments	861 1 Bed Apt	1,472 2 Bed Apt
241 3 Bed Apt	(Blank) 4 Bed Apt	31 1 Bed Hse	383 2 Bed Hse
1,259 3 Bed Hse	816 4 Bed Hse		



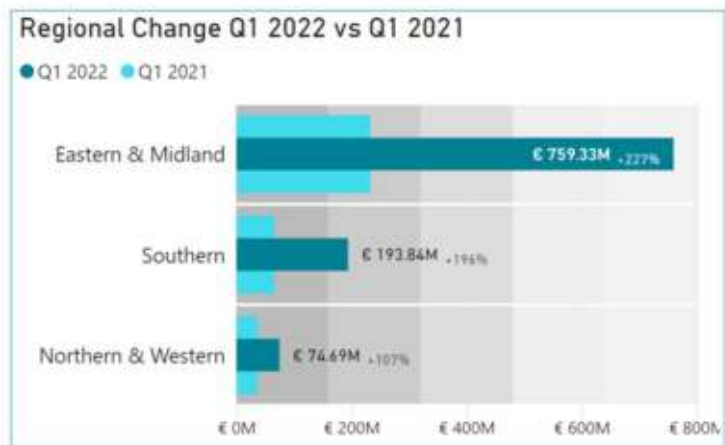
Project Starts Last 12 Months RESIDENTIAL

NON-RESIDENTIAL

- 342 new project starts in Q1 2022 equating to just over €1bn
- Starts are up 28% from the previous three-year average of €805m and up 140% from Q4 2021
- Starts for 2022 are on track to outstrip last year's high of €9.6bn
- 539 hotel beds, 274 nursing home beds and 217 classrooms were all started in the quarter
- The value of starts in all three regions was above a previous three-year average with the Southern region coming close to doubling the average.

PROJECTS	PROJECT VALUE	FLOOR AREA (SqM)
343	€ 1,028M	612.1K
+161.8% (vs Q1 2021)	+207.7% (vs Q1 2021)	+232.2% (vs Q1 2021)

217 Classrooms	4 Hospital Beds	539 Hotel Beds	274 Nursing Home Beds
-------------------	--------------------	-------------------	--------------------------



Project Starts Last 12 Months NON—RESIDENTIAL

To delve into individual sectors please visit the interactive report online at [cisireland.com](https://www.cisireland.com)

NORTHERN IRELAND

PLANNING APPLICATIONS

Sector	Q1 2022	Q4 2021	% Change	Q1 2021	% Change	2020 AVG	% Change	2019 AVG	% Change
Residential	€ 162M	€ 219M	-26.1% ↓	€ 328M	-50.8% ↓	£251M	-35.5% ↓	€246M	-34.2% ↓
Industrial	€ 162M	€ 90M	80.1% ↑	€ 68M	139.8% ↑	£41M	297.0% ↑	€59M	175.2% ↑
Commercial	€ 42M	€ 46M	-8.2% ↓	€ 64M	-33.9% ↓	£73M	-41.8% ↓	€68M	-37.8% ↓
Community and Sport	€ 18M	€ 19M	-4.9% ↓	€ 37M	-51.9% ↓	£33M	-45.7% ↓	€21M	-13.7% ↓
Education	€ 6M	€ 34M	-81.9% ↓	€ 33M	-81.4% ↓	£54M	-88.7% ↓	€56M	-89.1% ↓
Civil and Utilities	€ 31M	€ 19M	67.8% ↑	€ 27M	16.4% ↑	£16M	91.4% ↑	€15M	102.7% ↑
Hospitality	€ 51M	€ 14M	263.0% ↑	€ 18M	177.3% ↑	£39M	32.2% ↑	€25M	102.4% ↑
Agriculture	€ 8M	€ 10M	-16.7% ↓	€ 10M	-19.1% ↓	£6M	38.0% ↑	€9M	-8.8% ↓
Medical	€ 7M	€ 5M	51.4% ↑	€ 6M	26.0% ↑	£19M	-60.4% ↓	€8M	-7.5% ↓
Total	€ 488M	€ 455M	7.3% ↑	€ 592M	-17.5% ↓	£531M	-8.0% ↓	€507M	-3.7% ↓

County	Q1 2022	Q4 2021	% Change	Q1 2021	% Change	2020 AVG	% Change	2019 AVG	% Change
Co. Antrim	€ 243M	€ 193M	25.9% ↑	€ 191M	27.0% ↑	£249M	-2.7% ↓	€226M	7.5% ↑
Co. Down	€ 83M	€ 77M	7.3% ↑	€ 130M	-36.3% ↓	£106M	-22.0% ↓	€101M	-18.2% ↓
Co. Armagh	€ 42M	€ 62M	-31.3% ↓	€ 52M	-19.0% ↓	£34M	26.3% ↑	€45M	-4.8% ↓
Co. Tyrone	€ 43M	€ 60M	-29.1% ↓	€ 47M	-7.9% ↓	£56M	-22.9% ↓	€57M	-24.5% ↓
Co. Derry	€ 66M	€ 39M	71.4% ↑	€ 159M	-58.3% ↓	£72M	-7.4% ↓	€59M	12.8% ↑
Co. Fermanagh	€ 11M	€ 24M	-53.2% ↓	€ 13M	-10.6% ↓	£14M	-20.9% ↓	€20M	-43.5% ↓
Total	€ 488M	€ 455M	7.3% ↑	€ 592M	-17.5% ↓	£531M	-8.0% ↓	€507M	-3.7% ↓

RESIDENTIAL

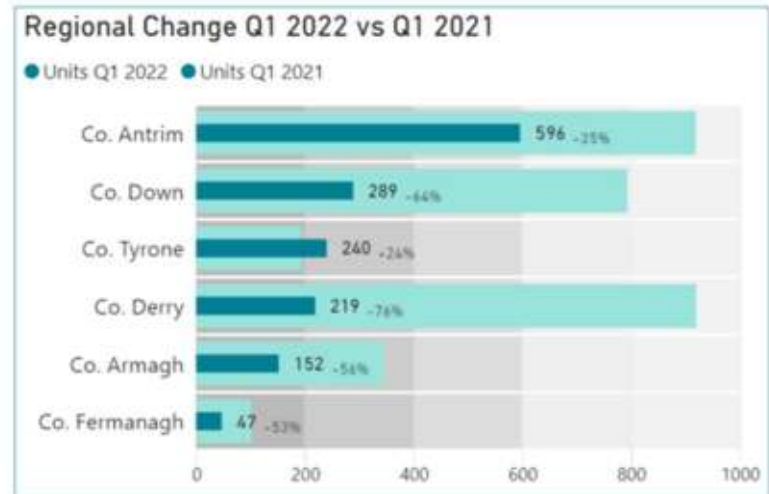


PROJECTS 173 +7.5% (vs Q1 2021)	PROJECT VALUE € 162M - 50.8% (vs Q1 2021)	RESIDENTIAL UNITS 1543 - 52.8% (vs Q1 2021)
--	--	--

991 Houses	552 Apartments
---------------	-------------------

Top Projects Q1 2022

URL	Project	Client	County	Units
🔗	£14m - Social Housing Development	Eglinton Developments Limited	Co. Antrim	122
🔗	£5.8m - Housing Development, Phase 2	Z Property Development	Co. Derry	51
🔗	£3.9m - Apartment Development	Parkgate Property Development Limited	Co. Antrim	46
🔗	£6.4m - Apartment Development with Commercial Units	KH Residential Limited	Co. Antrim	41
🔗	£4.1m - Housing Development	FP McCann Limited	Co. Derry	36



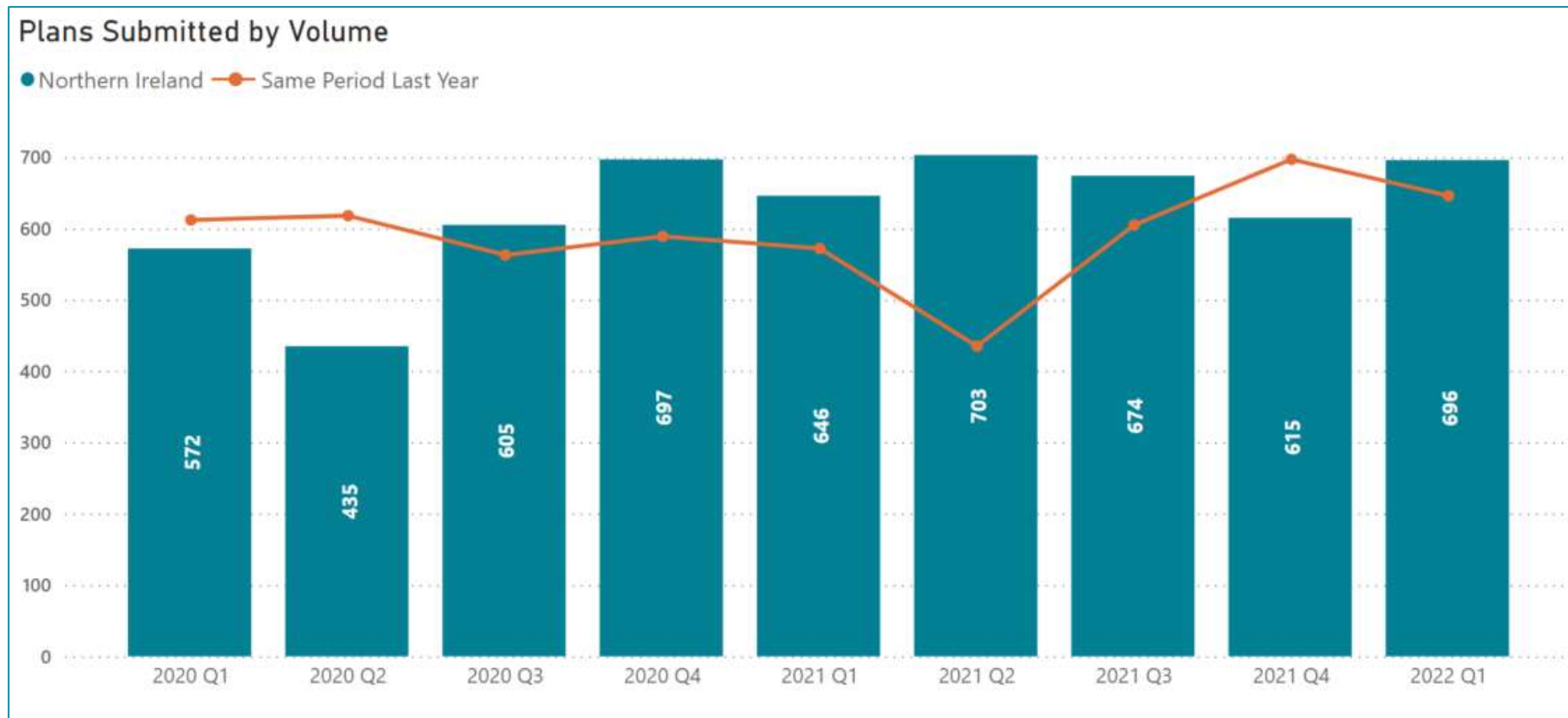
NON-RESIDENTIAL



Top Projects Q1 2022

URL	Project	Client	County	Value
	£57.5m - Manufacturing Facility	Ardagh Group Limited	Co. Antrim	€ 58M
	£30m - Hotel/ Aparthotel Development	JMK Group UK & Ireland	Co. Antrim	€ 30M
	£14m - 4-Star Hotel and Spa	Rostrevor Property Holdings	Co. Down	€ 14M
	£12m - Storage and Distribution Warehouse	S & W Wholesale	Co. Down	€ 13M
	£10m - Mixed Use Retail and Leisure	Alterity Investments Limited	Co. Antrim	€ 10M





PLANNING GRANTS

Q1 2022 Construction Activity Comparison by Sector

Sector	Q1 2022	Q4 2021	% Change	Q1 2021	% Change	2020 AVG	% Change	2019 AVG	% Change
Residential	€ 220M	€ 192M	14.1% ↑	€ 274M	-19.8% ↓	£178M	23.0% ↑	€299M	-26.5% ↓
Industrial	€ 88M	€ 39M	126.1% ↑	€ 63M	41.1% ↑	£30M	192.4% ↑	€57M	55.9% ↑
Commercial	€ 57M	€ 44M	30.1% ↑	€ 39M	45.4% ↑	£97M	-41.2% ↓	€92M	-38.5% ↓
Education	€ 13M	€ 32M	-60.5% ↓	€ 34M	-62.5% ↓	£33M	-61.2% ↓	€52M	-75.3% ↓
Hospitality	€ 7M	€ 5M	36.4% ↑	€ 33M	-77.3% ↓	£12M	-38.7% ↓	€25M	-70.1% ↓
Community and Sport	€ 30M	€ 13M	132.3% ↑	€ 19M	58.0% ↑	£20M	52.0% ↑	€30M	1.4% ↑
Civil and Utilities	€ 18M	€ 11M	58.3% ↑	€ 18M	-0.3% ↓	£15M	15.9% ↑	€139M	-87.4% ↓
Medical	€ 4M	€ 68M	-94.4% ↓	€ 14M	-73.2% ↓	£20M	-80.9% ↓	€58M	-93.4% ↓
Agriculture	€ 10M	€ 6M	65.9% ↑	€ 6M	78.5% ↑	£10M	2.6% ↑	€8M	24.9% ↑
Total	€ 446M	€ 411M	8.6% ↑	€ 498M	-10.5% ↓	£415M	7.6% ↑	€758M	-41.2% ↓

Q1 2022 Construction Activity Comparison by Region

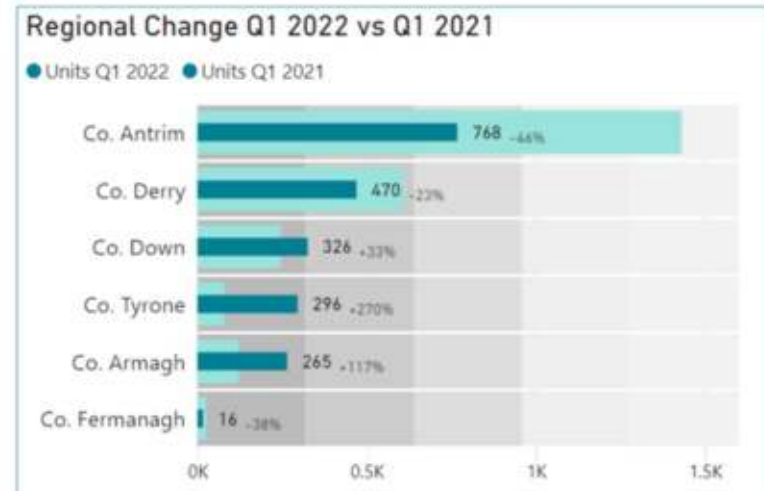
County	Q1 2022	Q4 2021	% Change	Q1 2021	% Change	2020 AVG	% Change	2019 AVG	% Change
Co. Antrim	€ 162M	€ 166M	-2.5% ↓	€ 294M	-45.1% ↓	£201M	-19.8% ↓	€509M	-68.2% ↓
Co. Derry	€ 74M	€ 86M	-13.0% ↓	€ 81M	-7.9% ↓	£36M	104.7% ↑	€76M	-2.1% ↓
Co. Down	€ 93M	€ 80M	16.3% ↑	€ 73M	28.2% ↑	£86M	8.3% ↑	€74M	25.8% ↑
Co. Tyrone	€ 47M	€ 48M	-2.4% ↓	€ 19M	143.0% ↑	£47M	0.7% ↑	€43M	10.3% ↑
Co. Armagh	€ 55M	€ 24M	128.2% ↑	€ 21M	160.4% ↑	£34M	62.2% ↑	€43M	26.6% ↑
Co. Fermanagh	€ 15M	€ 7M	113.4% ↑	€ 10M	47.1% ↑	£10M	47.2% ↑	€14M	10.2% ↑
Total	€ 446M	€ 411M	8.6% ↑	€ 498M	-10.5% ↓	£415M	7.6% ↑	€758M	-41.2% ↓

RESIDENTIAL



PROJECTS 119 -19.0% (vs Q1 2021)	PROJECT VALUE € 220M -19.8% (vs Q1 2021)	RESIDENTIAL UNITS 2141 -14.8% (vs Q1 2021)
---	---	---

1,825 Houses	316 Apartments
-----------------	-------------------



Top Projects Q1 2022

URL	Project	Client	County	Units
£19m - Housing Development	Windsor Developments Limited	Co. Antrim	214	
£26m - Mixed Use Development	JHT (Upperlands) Limited	Co. Derry	210	
£12m - Housing Development, Phase 2	McGreevy Construction Limited	Co. Antrim	146	
£13.2m - Residential Development	Farasha Properties Limited	Co. Tyrone	116	
£15m - Residential Development	Apex Housing Association	Co. Antrim	111	

NON-RESIDENTIAL



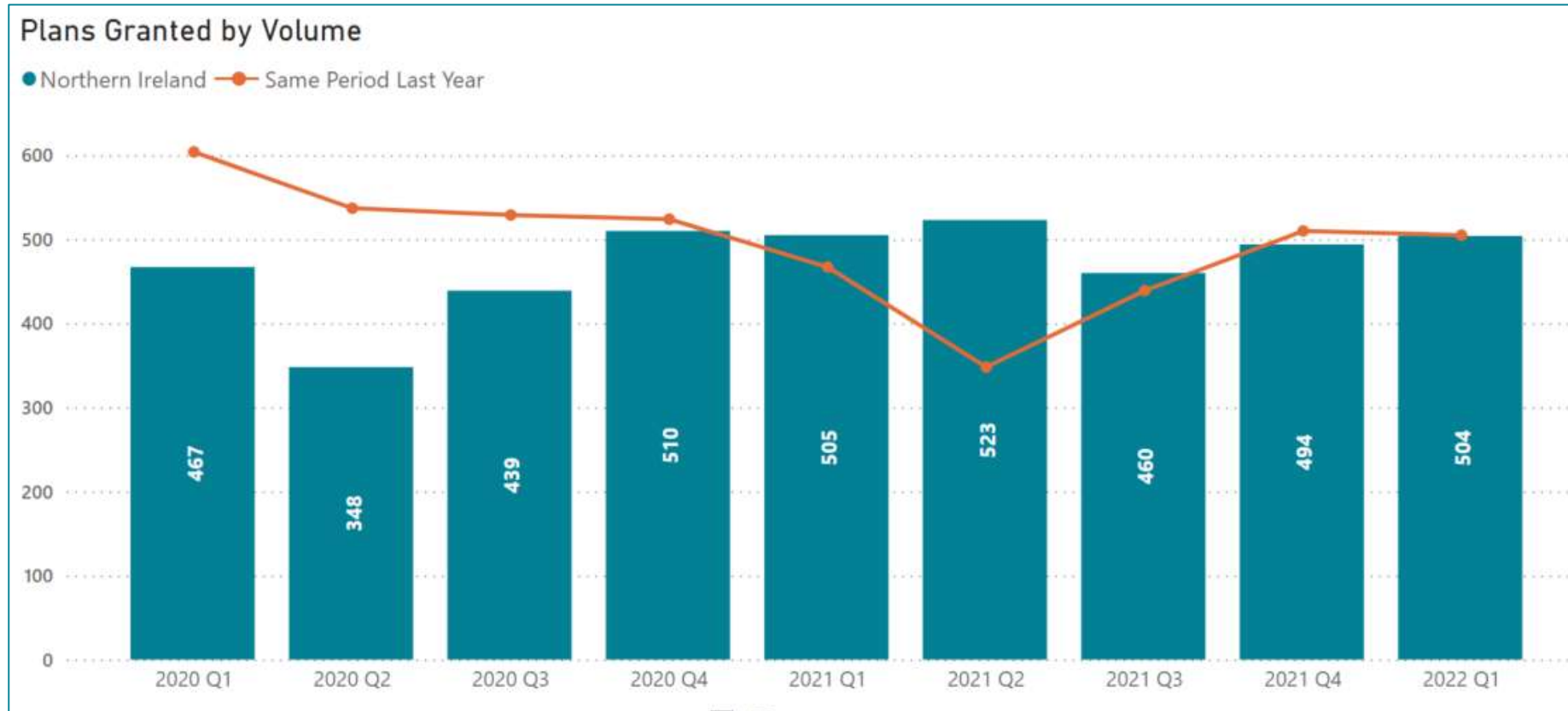
PROJECTS 312 +13.0% (vs Q1 2021)	PROJECT VALUE € 209M +0.9% (vs Q1 2021)	FLOOR AREA (SqM) 191.6K -0.2% (vs Q1 2021)
---	--	---

33 Classrooms	0 Hospital Beds	18 Hotel Beds	5 Nursing Home Beds
------------------	--------------------	------------------	------------------------

Top Projects Q1 2022

URL	Project	Client	County	Value
🔗	£22m - Manufacturing Facility	Regen Waste Limited	Co. Down	€ 22M
🔗	£18m - Anaerobic Digestion Plant Extension	Stream Bioenergy	Co. Antrim	€ 18M
🔗	£12m - Maritime Museum and Archive Centre	Derry City and Strabane District Council	Co. Derry	€ 12M
🔗	£10m - Garden Centre	Dobbies Garden Centre	Co. Antrim	€ 10M
🔗	£8m - Supermarket and Industrial	Lidl NI GmbH	Co. Antrim	€ 8M





PROJECT STARTS

Q1 2022 Construction Activity Comparison by Sector

Sector	Q1 2022	Q4 2021	% Change	Q1 2021	% Change	2020 AVG	% Change	2019 AVG	% Change
Residential	€ 46M	€ 48M	-2.5% ↓	€ 75M	-38.4% ↓	€ 67M	-30.5% ↓	€ 105M	-55.6% ↓
Industrial	€ 16M	€ 24M	-32.6% ↓	€ 27M	-38.6% ↓	€ 20M	-19.4% ↓	€ 27M	-39.4% ↓
Commercial	€ 21M	€ 14M	53.1% ↑	€ 24M	-13.9% ↓	€ 28M	-26.6% ↓	€ 63M	-67.2% ↓
Education	€ 64M	€ 8M	706.0% ↑	€ 13M	384.4% ↑	€ 34M	87.1% ↑	€ 21M	207.9% ↑
Community and Sport	€ 14M	€ 7M	94.8% ↑	€ 13M	6.3% ↑	€ 17M	-18.0% ↓	€ 12M	16.0% ↑
Civil and Utilities	€ 177M	€ 0M	59015.2% ↑	€ 9M	1903.6% ↑	€ 7M	2608.2% ↑	€ 9M	1946.5% ↑
Hospitality	€ 17M	€ 1M	1262.6% ↑	€ 1M	1386.0% ↑	€ 0M	5108.7% ↑	€ 8M	124.3% ↑
Medical	€ 7M	€ 3M	114.6% ↑	€ 0M	1539.8% ↑	€ 2M	226.3% ↑	€ 15M	-48.6% ↓
Agriculture	€ 0M	€ 0M	-	€ 0M	-	€ 0M	NA	€ 0M	-
Total	€ 363M	€ 105M	244.7% ↑	€ 162M	123.5% ↑	€ 175M	107.2% ↑	€ 258M	40.8% ↑

Q1 2022 Construction Activity Comparison by Region

County	Q1 2022	Q4 2021	% Change	Q1 2021	% Change	2020 AVG	% Change	2019 AVG	% Change
Co. Antrim	€ 229M	€ 40M	471.4% ↑	€ 54M	321.9% ↑	€ 81M	183.8% ↑	€ 150M	52.5% ↑
Co. Down	€ 16M	€ 26M	-39.4% ↓	€ 27M	-40.6% ↓	€ 42M	-61.7% ↓	€ 31M	-48.8% ↓
Co. Derry	€ 61M	€ 20M	213.9% ↑	€ 45M	36.7% ↑	€ 27M	123.8% ↑	€ 42M	45.7% ↑
Co. Armagh	€ 12M	€ 9M	37.6% ↑	€ 14M	-9.3% ↓	€ 15M	-19.0% ↓	€ 11M	9.4% ↑
Co. Tyrone	€ 44M	€ 7M	564.8% ↑	€ 16M	174.9% ↑	€ 7M	514.9% ↑	€ 15M	197.8% ↑
Co. Fermanagh	€ 0M	€ 4M	-89.9% ↓	€ 7M	-94.4% ↓	€ 3M	-87.4% ↓	€ 8M	-95.6% ↓
Total	€ 363M	€ 105M	244.7% ↑	€ 162M	123.5% ↑	€ 175M	107.2% ↑	€ 258M	40.8% ↑

RESIDENTIAL



Top Projects Q1 2022

URL	Project	Client	County	Units
🔗	£8.1m - Social and Affordable Housing Development	Lacuna Developments	Co. Antrim	90
🔗	£5.3m - Social Housing Development	Newpark Homes Limited	Co. Tyrone	49
🔗	£4.5m - Phased Housing Development	Windsor Developments Limited	Co. Armagh	42
🔗	£2.2m - Apartment Development, Phase 2	Windsor Developments Limited	Co. Antrim	27
🔗	£2.4m - Residential Development, Phase 1	Lotus Homes (UK) Limited	Co. Down	27

NON-RESIDENTIAL



Top Projects Q1 2022

URL	Project	Client	County	Value
🔗	£29m - New 1,300 Pupil School Building	Education Authority Northern Ireland	Co. Tyrone	€ 29M
🔗	£27.9m - New School	Education Authority NI Western Region	Co. Derry	€ 28M
🔗	£15m - 4-Star Hotel Development	Construction and Procurement Delivery (CPD)	Co. Derry	€ 15M
🔗	£6m - Shared Womens Centre	Belfast City Council	Co. Antrim	€ 6M
🔗	£6m - Town Centre Retail	Magell Limited	Co. Derry	€ 6M

